















Results after day 1

Pos	Plate	Name Team	Nat EMBA	Stage 1 Stage 6	Pos	Stage 2 Stage 7	Pos	Stage 3 Stage 8	Pos	Stage 4 Stage 9	Pos	Stage 5 Pos	Pos	Penalties	Time	Gap
MEN																
1	17	CURE Alexandre BH-Miranda Racing Team	 FRA.CURA.1993	0:05:33.61	2	0:05:54.75	5	<u>0:03:01.37</u>	1	<u>0:06:40.58</u>	1	0:05:52.70	13		0:27:03.01	
2	21	DAILLY Adrien Lapierre	 FRA.DAIA.1996	<u>0:05:30.43</u>	1	0:06:02.29	16	0:03:04.71	3	0:06:40.93	3	0:05:49.76	8		0:27:08.12	+0:00:05.11
3	18	GALY Theo Devinci Global Racing	 FRA.GALT.1990	0:05:34.32	4	0:05:52.77	3	0:03:10.34	4	0:06:49.92	12	<u>0:05:43.06</u>	1		0:27:10.41	+0:00:07.40
4	44	TORDO Dimitri BH-Miranda Racing Team	 FRA.TORD.1993	0:05:35.34	9	0:05:58.13	8	0:03:10.60	5	0:06:43.34	4	0:05:44.40	2		0:27:11.81	+0:00:08.80
5	2	OTON Damien Devinci Global Racing	 FRA.OTOD.1987	0:05:37.74	10	0:06:01.82	14	0:03:13.92	11	0:06:48.97	10	0:05:49.40	6		0:27:31.85	+0:00:28.84
6	6	NICOLAI Florian Rocky Mountain Urge BP Rally Team	 FRA.NICF.1993	0:05:34.86	8	0:06:01.73	13	0:03:11.85	7	0:06:43.36	5	0:06:00.70	43		0:27:32.50	+0:00:29.49
7	9	MELAMED Jesse Rocky Mountain Urge BP Rally Team	 CAN.MELJ.1992	0:05:38.84	11	0:05:58.49	9	0:03:11.21	6	0:06:50.11	13	0:05:59.30	35		0:27:37.95	+0:00:34.94
8	105	QUERE Nicolas	 FRA.QUEN.1989	0:05:43.77	21	0:06:06.18	22	0:03:14.75	13	0:06:46.26	7	0:05:51.10	9		0:27:42.06	+0:00:39.05
9	13	HILL Sam Chain Reaction Cycles Mavic	 AUS.HILS.1985	0:05:34.62	6	0:06:07.96	29	0:03:13.81	10	0:06:50.68	16	0:05:55.98	23		0:27:43.05	+0:00:40.04
10	26	LAPEYRIE Thomas SUNN	 FRA.LAPT.1990	0:05:42.53	17	0:05:50.74	2	0:03:17.85	19	0:06:58.32	27	0:05:53.73	15		0:27:43.17	+0:00:40.16
11	7	CALLAGHAN Greg Cube Action Team	 IRL.CALG.1991	0:05:34.61	5	0:06:02.05	15	0:03:18.95	21	0:06:53.55	19	0:05:56.07	24		0:27:45.23	+0:00:42.22
12	14	WALLNER Robin Ibis Cycles Enduro Race	 SWE.WALR.1988	0:05:43.55	19	0:06:02.91	17	0:03:14.72	12	0:06:50.21	14	0:05:55.12	18		0:27:46.51	+0:00:43.50
13	33	CHAPUIS Maxime	 SUI.CHAM.1994	0:05:41.05	15	0:06:06.71	24	0:03:18.08	20	0:06:46.57	8	0:06:00.22	40		0:27:52.63	+0:00:49.62
14	3	CLEMENTZ Jerome Cannondale	 FRA.CLEJ.1984	0:05:43.97	22	0:06:01.10	11	0:03:15.37	15	0:06:54.28	20	0:06:00.61	42		0:27:55.33	+0:00:52.32










Results after day 1

Pos	Plate	Name Team	Nat EMBA	Stage 1 Stage 6	Pos	Stage 2 Stage 7	Pos	Stage 3 Stage 8	Pos	Stage 4 Stage 9	Pos	Stage 5	Pos	Penalties	Time	Gap
MEN																
15	301	PAULHAN Romain		0:05:48.72	29	0:06:13.85	37	0:03:12.46	8	0:06:53.30	18	0:05:52.93	14		0:28:01.26	+0:00:58.25
16	15	GAUVIN Remi Rocky Mountain Urge BP Rally Team	 CAN.GAUR.1992	0:05:47.56	28	0:05:53.82	4	0:03:21.17	26	0:06:48.44	9	0:06:10.32	64		0:28:01.31	+0:00:58.30
17	47	GAILLOT Baptiste	 FRA.GAIB.1991	0:05:51.71	36	0:06:05.16	20	0:03:21.91	29	0:06:56.68	23	0:05:47.63	5		0:28:03.09	+0:01:00.08
18	8	BAILLY-MAITRE Francois Ibis Cycles Enduro Race	 FRA.BAIF.1985	0:05:43.14	18	0:06:24.43	62	0:03:20.61	24	0:06:52.65	17	0:05:45.62	4		0:28:06.45	+0:01:03.44
19	35	CLAQUIN Sebastien Rocky Mountain Urge BP Rally Team	 FRA.CLAS.1996	0:05:34.19	3	0:06:40.73	89	0:03:03.31	2	0:06:50.32	15	0:06:02.38	50		0:28:10.93	+0:01:07.92
20	104	DENIAUD Youn	 FRA.DENY.1996	0:05:43.64	20	0:06:00.83	10	0:03:13.32	9	0:07:24.04	76	0:05:51.87	12		0:28:13.70	+0:01:10.69
21	32	NATION Joseph	 NZL.NATJ.1989	0:05:53.02	38	0:06:03.82	19	0:03:16.21	18	0:06:58.47	29	0:06:03.85	53		0:28:15.37	+0:01:12.36
22	65	KANGAS Alexander	 SWE.KANA.1990	0:05:50.85	34	0:06:14.57	41	0:03:24.67	33	0:07:00.72	34	0:05:45.03	3		0:28:15.84	+0:01:12.83
23	23	BARNES Joe Canyon Factory Enduro Team	 GBR.BARJ.1989	0:05:41.82	16	0:06:07.31	27	0:03:20.44	23	0:07:11.59	48	0:05:55.65	21		0:28:16.81	+0:01:13.80
24	24	BORGES Jose BH-Miranda Racing Team	 POR.BORJ.1990	0:05:56.55	45	0:05:56.76	7	0:03:22.55	30	0:06:45.24	6	0:06:16.09	71		0:28:17.19	+0:01:14.18
25	30	BUCHANAN Lewis Trek Factory Racing	 GBR.BUCL.1993	0:05:52.57	37	0:06:15.97	45	0:03:19.33	22	0:06:57.30	25	0:05:55.63	20		0:28:20.80	+0:01:17.79
26	53	PERSAK Vid Team Dorrong Enduro	 SLO.PERV.1996	0:05:50.40	33	0:06:18.71	51	0:03:15.87	17	0:06:54.45	21	0:06:01.91	48		0:28:21.34	+0:01:18.33
27	39	POMBO Emanuel	 POR.POME.1987	0:05:46.19	24	0:06:11.60	36	0:03:25.02	34	0:06:56.90	24	0:06:02.95	51		0:28:22.66	+0:01:19.65
28	50	JOHNSON Leigh	 GBR.JOHL.1996	0:05:49.80	30	0:06:09.27	30	0:03:29.26	45	0:06:58.40	28	0:05:57.08	26		0:28:23.81	+0:01:20.80

Results after day 1

Pos	Plate	Name Team	Nat EMBA	Stage 1 Stage 6	Pos	Stage 2 Stage 7	Pos	Stage 3 Stage 8	Pos	Stage 4 Stage 9	Pos	Stage 5 Pos	Pos	Penalties	Time	Gap
MEN																
29	34	MIQUEL Kevin Commençal Vallnord Enduro	 FRA.MIQK.1991	0:05:34.68	7	0:06:05.82	21	0:03:26.79	40	0:06:54.85	22	0:05:54.88	17	0:00:30.00	0:28:27.02	+0:01:24.01
30	41	RAIMONDI Matteo GB Rifar Mondraker Team	 ITA.RAIM.1995	0:05:47.30	27	0:05:55.90	6	0:03:15.20	14	0:06:40.87	2	0:06:48.91	116		0:28:28.18	+0:01:25.17
31	97	PROKOP Michal CZE.PROM.1981	 CZE.PROM.1981	0:05:59.73	53	0:06:06.93	26	0:03:35.79	59	0:06:58.97	30	0:05:51.32	10		0:28:32.74	+0:01:29.73
32	96	MAY Ludovic SUI.MAYL.1989	 SUI.MAYL.1989	0:05:53.50	39	0:06:18.15	49	0:03:21.23	27	0:07:01.18	35	0:06:00.94	45		0:28:35.00	+0:01:31.99
33	12	SCOTT Mark Santa Cruz x SRAM	 GBR.SCOM.1993	0:05:39.66	12	0:06:52.09	106	0:03:15.38	16	0:06:49.64	11	0:05:59.97	38		0:28:36.74	+0:01:33.73
34	27	JOHANSEN Zakarias Blom Ibis Cycles Enduro Race	 NOR.JOHZ.1992	0:05:39.68	13	0:06:06.80	25	0:03:28.39	44	0:07:05.32	37	0:06:16.59	72		0:28:36.78	+0:01:33.77
35	40	FERREIRO Toni ESP.FERT.1990	 ESP.FERT.1990	0:05:46.93	26	0:06:06.27	23	0:03:23.84	32	0:07:23.07	75	0:05:57.89	30		0:28:38.00	+0:01:34.99
36	42	PANOZZO Christopher AUS.PANC.1987	 AUS.PANC.1987	0:05:56.10	43	0:06:11.11	34	0:03:32.52	52	0:07:08.99	44	0:05:49.74	7		0:28:38.46	+0:01:35.45
37	29	OSBORNE Marco Cannondale	 USA.OSBM.1992	0:05:56.00	42	0:06:10.39	32	0:03:29.56	46	0:07:00.39	32	0:06:04.40	54		0:28:40.74	+0:01:37.73
38	56	CASADEI Nicola Team CMC Cycling Experience	 ITA.CASN.1989	0:05:56.29	44	0:06:14.47	40	0:03:34.65	56	0:06:57.37	26	0:05:58.31	31		0:28:41.09	+0:01:38.08
39	99	LUPATO Denny ITA.LUPD.1992	 ITA.LUPD.1992	0:06:10.17	70	0:06:11.17	35	0:03:30.33	49	0:07:00.24	31	0:05:57.69	28		0:28:49.60	+0:01:46.59
40	73	TEJCHMAN Premek CZE.TEJP.1988	 CZE.TEJP.1988	0:06:13.38	75	0:06:15.33	43	0:03:28.05	43	0:07:07.64	41	0:05:51.43	11		0:28:55.83	+0:01:52.82
41	110	MAURY Tom FRA.MAUT.1989	 FRA.MAUT.1989	0:05:57.19	48	0:06:03.31	18	0:03:37.94	64	0:07:24.22	77	0:05:56.87	25		0:28:59.53	+0:01:56.52
42	57	MYSIK Milan CZE.MYSM.1993	 CZE.MYSM.1993	0:05:58.04	49	0:06:14.38	39	0:03:30.71	50	0:07:16.12	63	0:06:00.70	43		0:28:59.95	+0:01:56.94

Results after day 1

Pos	Plate	Name Team	Nat EMBA	Stage 1 Stage 6	Pos	Stage 2 Stage 7	Pos	Stage 3 Stage 8	Pos	Stage 4 Stage 9	Pos	Stage 5 Pos	Pos	Penalties	Time	Gap
MEN																
43	76	POLONI Tobia Team CMC Cycling Experience	 ITA.POLT.1991	0:06:07.50	62	0:06:22.32	59	0:03:31.79	51	0:07:00.39	32	0:05:58.58	32		0:29:00.58	+0:01:57.57
44	55	BRETAS Andre Luiz BRA.BREA.1987	 BRA.BREA.1987	0:06:12.91	73	0:06:15.59	44	0:03:26.25	35	0:07:10.95	47	0:05:55.57	19		0:29:01.27	+0:01:58.26
45	80	DICKSON Stu Devinci Global Racing	 CAN.DICS.1995	0:05:50.13	31	0:06:10.59	33	0:03:43.29	76	0:07:10.49	46	0:06:07.39	57		0:29:01.89	+0:01:58.88
46	62	MOYNIHAN Liam GBR.MOYL.1991	 GBR.MOYL.1991	0:06:01.19	57	0:06:10.10	31	0:03:42.78	74	0:07:08.11	43	0:05:59.85	37		0:29:02.03	+0:01:59.02
47	98	LUPATO Alex ITA.LUPA.1989	 ITA.LUPA.1989	0:06:08.33	64	0:06:17.78	47	0:03:33.00	54	0:07:15.11	60	0:05:53.96	16		0:29:08.18	+0:02:05.17
48	111	GAYRAL Paul FRA.GAYP.1989	 FRA.GAYP.1989	0:06:06.05	60	0:06:20.73	57	0:03:29.75	47	0:07:14.00	56	0:05:58.96	33		0:29:09.49	+0:02:06.48
49	86	SKANT Gerd Team Dorrong Enduro	 AUT.SKAG.1991	0:06:08.42	65	0:06:20.54	56	0:03:26.40	36	0:07:18.23	68	0:05:57.20	27		0:29:10.79	+0:02:07.78
50	45	RAVANEL Cedric Commençal Vallnord Enduro	 FRA.RAVC.1978	0:05:54.41	40	0:06:17.80	48	0:03:46.57	84	0:07:14.22	57	0:05:59.31	36		0:29:12.31	+0:02:09.30
51	70	SHAW Sam NZL.SHAS.1992	 NZL.SHAS.1992	0:06:07.84	63	0:06:18.65	50	0:03:34.94	57	0:07:10.14	45	0:06:02.20	49		0:29:13.77	+0:02:10.76
52	38	GARAY Iago Santa Cruz x SRAM	 ESP.GARI.1991	0:05:57.04	47	0:06:14.76	42	0:03:40.48	70	0:07:18.25	70	0:06:03.27	52		0:29:13.80	+0:02:10.79
53	109	PONTAL Yannick FRA.PONY.1985	 FRA.PONY.1985	0:06:00.58	56	0:06:27.42	67	0:03:37.01	61	0:07:12.34	51	0:06:01.30	46		0:29:18.65	+0:02:15.64
54	49	SHIRLEY James GBR.SHIJ.1988	 GBR.SHIJ.1988	0:06:00.54	55	0:06:31.98	75	0:03:22.78	31	0:07:18.24	69	0:06:08.17	61		0:29:21.71	+0:02:18.70
55	92	AUSTERMUHLE Ian Hope Factory Racing	 GBR.AUSI.1980	0:06:09.72	69	0:06:34.87	80	0:03:26.53	37	0:07:16.10	62	0:06:00.13	39		0:29:27.35	+0:02:24.34
56	68	FLOCKHART Sam GBR.FLOS.1993	 GBR.FLOS.1993	0:06:05.92	59	0:06:16.37	46	0:03:54.02	107	0:07:12.39	52	0:06:00.29	41		0:29:28.99	+0:02:25.98













Results after day 1

Pos	Plate	Name Team	Nat EMBA	Stage 1 Stage 6	Pos Pos	Stage 2 Stage 7	Pos Pos	Stage 3 Stage 8	Pos Pos	Stage 4 Stage 9	Pos Pos	Stage 5	Pos	Penalties	Time	Gap
MEN																
57	79	MURIGNEUX Xavier	 FRA.MURX.1993	0:05:56.57	46	0:06:34.24	79	0:03:37.65	62	0:07:16.14	64	0:06:07.59	58		0:29:32.19	+0:02:29.18
58	106	CHARLES Clement	 FRA.CHAC.1994	0:06:15.92	78	0:06:25.40	63	0:03:42.68	73	0:07:13.58	54	0:05:55.69	22		0:29:33.27	+0:02:30.26
59	37	WOLFE Daniel	 IRL.WOLD.1988	0:06:13.09	74	0:06:20.08	54	0:03:43.45	77	0:07:25.65	80	0:05:57.83	29		0:29:40.10	+0:02:37.09
60	1	RUDE Richie Yeti Fox Shox	 USA.RUDR.1995	0:05:45.35	23	<u>0:05:49.75</u>	<u>1</u>	0:03:27.82	42	0:07:28.82	83	0:07:08.36	137		0:29:40.10	+0:02:37.09
61	10	CARLSON Josh Giant Factory Off-Road Team	 AUS.CARJ.1986	0:05:58.99	51	0:06:19.70	52	0:03:36.02	60	0:07:18.14	67	0:06:28.68	88		0:29:41.53	+0:02:38.52
62	116	WIGHT Spencer	 CAN.WIGS.1995	0:05:55.48	41	0:06:27.12	66	0:03:56.51	110	0:07:16.04	61	0:06:10.01	63		0:29:45.16	+0:02:42.15
63	120	PUTZENLECHNER Leonhard	 GER.PUTL.1993	0:06:08.96	67	0:06:31.69	74	0:03:42.47	72	0:07:13.05	53	0:06:12.81	66		0:29:48.98	+0:02:45.97
64	75	GALLAGHER Chris	 GBR.GALC.1993	0:06:02.22	58	0:06:29.03	68	0:03:21.24	28	0:07:06.61	40	0:06:54.31	122		0:29:53.41	+0:02:50.40
65	128	MCCOMB Nathan	 GBR.MCCN.1994	0:06:00.06	54	0:06:29.86	72	0:03:41.14	71	0:07:18.03	66	0:06:24.78	84		0:29:53.87	+0:02:50.86
66	25	LEOV Justin Canyon Factory Enduro Team	 NZL.LEOJ.1984	0:06:18.42	83	0:06:46.94	99	0:03:26.67	39	0:07:11.83	50	0:06:14.55	69		0:29:58.41	+0:02:55.40
67	113	GARCIA Tom	 FRA.GART.1990	0:06:11.68	71	0:06:25.54	64	0:03:38.98	65	0:07:26.15	81	0:06:16.63	73		0:29:58.98	+0:02:55.97
68	148	BATISTA Levy	 FRA.BATL.1990	0:06:07.24	61	0:06:29.54	71	0:03:47.09	86	0:07:22.81	73	0:06:12.43	65		0:29:59.11	+0:02:56.10
69	78	ARNAUD Quentin	 FRA.ARNQ.1994	0:06:12.37	72	0:06:22.93	61	0:03:47.24	87	0:07:28.92	84	0:06:09.61	62		0:30:01.07	+0:02:58.06
70	77	FRIGOUT Lucas	 FRA.FRIL.1993	0:06:23.68	89	0:06:21.90	58	0:03:52.77	104	0:07:25.00	78	0:06:01.47	47		0:30:04.82	+0:03:01.81

Results after day 1

Pos	Plate	Name Team	Nat EMBA	Stage 1 Stage 6	Pos Pos	Stage 2 Stage 7	Pos Pos	Stage 3 Stage 8	Pos Pos	Stage 4 Stage 9	Pos Pos	Stage 5 Pos	Pos	Penalties	Time	Gap
MEN																
71	48	VEZINA McKay Giant Factory Off-Road Team	 CAN.VEZM.1995	0:06:23.66	88	0:06:59.04	118	0:03:32.52	52	0:07:05.90	39	0:06:06.73	56		0:30:07.85	+0:03:04.84
72	36	HUTCHENS Chris GBR.HUTC.1989	 GBR.HUTC.1989	0:06:08.45	66	0:07:01.91	123	0:03:37.71	63	0:07:13.82	55	0:06:07.81	59		0:30:09.70	+0:03:06.69
73	331	SOUSSIGNE Julien		0:06:17.62	81	0:06:29.36	69	0:03:44.95	80	0:07:14.69	59	0:06:25.32	85		0:30:11.94	+0:03:08.93
74	114	ESCRIOU Valentin FRA.ESCV.1996	 FRA.ESCV.1996	0:05:50.37	32	0:07:44.93	164	0:03:26.93	41	0:07:11.62	49	0:05:59.12	34		0:30:12.97	+0:03:09.96
75	88	OPPLIGER Timothee Norco Enduro Racing	 SUI.OPPT.1992	0:06:19.18	84	0:06:32.20	76	0:03:50.33	98	0:07:33.17	96	0:06:04.94	55		0:30:19.82	+0:03:16.81
76	115	PEREZ Robin FRA.PERR.1994	 FRA.PERR.1994	0:06:24.97	90	0:06:29.44	70	0:03:45.51	82	0:07:29.12	85	0:06:14.79	70		0:30:23.83	+0:03:20.82
77	153	REDOIS Lucas FRA.REDL.1992	 FRA.REDL.1992	0:06:20.68	87	0:06:41.18	90	0:03:49.64	94	0:07:19.37	71	0:06:13.21	67		0:30:24.08	+0:03:21.07
78	126	BERRYMAN Dru AUS.BERD.1996	 AUS.BERD.1996	0:06:15.06	76	0:06:49.30	102	0:03:49.97	95	0:07:14.32	58	0:06:19.64	77		0:30:28.29	+0:03:25.28
79	119	SCHUMANN Max GER.SCHM.1987	 GER.SCHM.1987	0:06:27.17	94	0:06:26.00	65	0:03:59.22	116	0:07:25.43	79	0:06:19.39	76		0:30:37.21	+0:03:34.20
80	151	MAGNE Julien FRA.MAGJ.1992	 FRA.MAGJ.1992	0:06:30.33	101	0:06:37.18	84	0:03:49.23	92	0:07:23.02	74	0:06:18.79	75		0:30:38.55	+0:03:35.54
81	302	LACASTE Cedric		0:06:19.83	86	0:06:43.80	95	0:03:39.28	67	0:07:40.61	105	0:06:24.09	80		0:30:47.61	+0:03:44.60
82	147	LEPINE Quentin FRA.LEPQ.1992	 FRA.LEPQ.1992	0:06:19.24	85	0:06:37.77	85	0:03:58.89	114	0:07:34.78	99	0:06:17.51	74		0:30:48.19	+0:03:45.18
83	131	PAYNE Richard GBR.PAYR.1985	 GBR.PAYR.1985	0:06:17.49	80	0:06:50.81	105	0:03:44.72	78	0:07:31.62	88	0:06:24.30	81		0:30:48.94	+0:03:45.93
84	91	QUILLÉVÉRÉ Remy Lapierre	 FRA.QUIR.1996	0:06:16.45	79	0:06:42.94	94	0:03:57.53	112	0:07:32.43	93	0:06:21.74	79		0:30:51.09	+0:03:48.08
85	303	LACASTE Loic		0:06:27.97	98	0:06:29.96	73	0:03:44.87	79	0:07:33.25	97	0:06:37.45	101		0:30:53.50	+0:03:50.49

Results after day 1

Pos	Plate	Name Team	Nat EMBA	Stage 1 Stage 6	Pos	Stage 2 Stage 7	Pos	Stage 3 Stage 8	Pos	Stage 4 Stage 9	Pos	Stage 5 Pos	Pos	Penalties	Time	Gap
MEN																
86	89	BAHLER Jonas Norco Enduro Racing	 SUI.BAHJ.1987	0:06:30.38	102	0:06:35.85	81	0:03:52.56	103	0:07:31.62	88	0:06:24.61	83		0:30:55.02	+0:03:52.01
87	132	MALLER Ashley GBR.MALA.1990	 GBR.MALA.1990	0:06:27.05	93	0:06:39.68	87	0:03:43.09	75	0:07:37.54	102	0:06:33.90	96		0:31:01.26	+0:03:58.25
88	94	JONES Vivian Forest of Dean Gravity Team	 GBR.JONV.1992	0:06:27.50	96	0:06:59.90	120	0:03:40.44	69	0:07:29.54	86	0:06:24.31	82		0:31:01.69	+0:03:58.68
89	149	ESCUДИER Thomas FRA.ESCT.1991	 FRA.ESCT.1991	0:06:33.68	106	0:06:36.75	83	0:03:49.48	93	0:07:32.79	94	0:06:33.25	94		0:31:05.95	+0:04:02.94
90	306	SOUTADÉ Thibault FRA.SICA.1985	 FRA.SICA.1985	0:06:25.77	91	0:06:55.47	112	0:03:53.54	106	0:07:31.66	90	0:06:20.75	78		0:31:07.19	+0:04:04.18
91	174	SICARD Alexandre SUI.MARS.1988	 SUI.MARS.1988	0:06:30.14	100	0:06:41.40	91	0:03:48.51	90	0:07:38.82	103	0:06:31.34	92		0:31:10.21	+0:04:07.20
92	158	MARFURT Silvan NZL.PADJ.1995	 NZL.PADJ.1995	0:06:27.26	95	0:06:42.43	93	0:03:54.31	108	0:07:44.39	109	0:06:29.08	89		0:31:17.47	+0:04:14.46
93	63	PADDON Jake ITA.POLS.1992	 ITA.POLS.1992	0:06:33.43	105	0:06:41.89	92	0:03:51.22	100	0:07:44.65	110	0:06:27.54	86		0:31:18.73	+0:04:15.72
94	85	POLETTI Stefano Fast Bike FBF Team	 IRL.GRAK.1993	0:06:37.00	111	0:06:53.46	109	0:03:47.41	88	0:07:48.08	117	0:06:13.28	68		0:31:19.23	+0:04:16.22
95	52	GRANT Kelan AUS.FORB.1994	 AUS.FORB.1994	0:06:45.73	120	0:06:13.92	38	0:03:34.46	55	0:07:07.98	42	0:07:41.47	152		0:31:23.56	+0:04:20.55
96	58	FORBES Ben GBR.CRIV.1996	 GBR.CRIV.1996	0:06:57.35	138	0:06:32.61	77	0:04:16.69	134	0:07:33.07	95	0:06:08.01	60		0:31:27.73	+0:04:24.72
97	69	CRIGHTON-POLI Vinicio GBR.JONA.1985	 GBR.JONA.1985	0:06:17.63	82	0:06:58.78	116	0:03:45.47	81	0:07:31.59	87	0:06:31.08	91	0:00:30.00	0:31:34.55	+0:04:31.54
98	121	JONES Ajay FRA.POIF.1986	 FRA.POIF.1986	0:06:36.36	109	0:06:49.72	103	0:03:56.51	110	0:07:36.76	101	0:06:38.20	102		0:31:37.55	+0:04:34.54
99	190	POILANE Florent FRA.POIF.1986	 FRA.POIF.1986	0:06:44.29	118	0:06:57.35	113	0:03:38.98	65	0:07:27.30	82	0:06:49.96	119		0:31:37.88	+0:04:34.87
100	319	CHAMPION Quentin		0:06:40.13	114	0:06:48.64	101	0:03:50.68	99	0:07:36.07	100	0:06:46.04	109		0:31:41.56	+0:04:38.55


Results after day 1

Pos	Plate	Name Team	Nat EMBA	Stage 1 Stage 6	Pos	Stage 2 Stage 7	Pos	Stage 3 Stage 8	Pos	Stage 4 Stage 9	Pos	Stage 5 Pos	Pos	Penalties	Time	Gap
MEN																
101	167	ALLEMANN Remy	 SUI.ALLR.1990	0:06:32.01	103	0:07:01.87	122	0:03:58.65	113	0:07:20.68	72	0:06:49.26	117		0:31:42.47	+0:04:39.46
102	64	LEWIS Joshua	 GBR.LEWJ.1993	0:06:09.11	68	0:06:36.32	82	0:03:47.70	89	0:08:11.97	139	0:06:58.53	126		0:31:43.63	+0:04:40.62
103	305	PLANCKART Martin	 FRA.PLAN.1993	0:06:27.88	97	0:06:54.02	110	0:03:46.57	84	0:07:52.40	122	0:06:48.52	114		0:31:49.39	+0:04:46.38
104	31	WRIGHT Keegan	 NZL.WRIK.1996	0:05:40.72	14	0:06:01.28	12	0:03:26.61	38	0:10:13.03	175	0:06:30.87	90		0:31:52.51	+0:04:49.50
105	168	SEPP Alessandro	 GER.SEPA.1994	0:06:38.77	112	0:06:40.57	88	0:04:26.70	146	0:07:34.53	98	0:06:35.92	100		0:31:56.49	+0:04:53.48
106	144	CARREZ Cedric	 FRA.CARC.1978	0:06:34.71	108	0:06:59.50	119	0:04:01.98	119	0:07:46.59	114	0:06:34.26	97		0:31:57.04	+0:04:54.03
107	143	BRU Kevin	 FRA.BRUK.1995	0:06:46.56	123	0:07:10.08	136	0:03:48.73	91	0:07:45.38	112	0:06:28.12	87		0:31:58.87	+0:04:55.86
108	74	VANER Jan	 CZE.VANJ.1983	0:06:54.65	132	0:06:52.29	107	0:03:45.52	83	0:07:31.75	91	0:06:33.88	95	0:00:30.00	0:32:08.09	+0:05:05.08
109	142	MAES Tom	 BEL.MAET.1994	0:06:43.97	117	0:06:50.51	104	0:04:05.93	123	0:07:57.05	128	0:06:32.14	93		0:32:09.60	+0:05:06.59
110	157	KASCHUB Nic Bennett	 GER.KABN.1993	0:06:26.53	92	0:07:02.43	124	0:03:52.03	102	0:07:47.45	116	0:07:04.91	133		0:32:13.35	+0:05:10.34
111	130	GOODFELLOW Moray	 GBR.GOOM.1993	0:06:55.10	136	0:06:54.17	111	0:04:12.26	131	0:07:41.04	106	0:06:34.87	98		0:32:17.44	+0:05:14.43
112	347	PLANELLA VILA David	 ESP.PLAN.1993	0:06:41.11	115	0:06:58.92	117	0:04:11.60	129	0:07:44.93	111	0:06:41.83	105		0:32:18.39	+0:05:15.38
113	308	WEAMES Andy	 GBR.WEAM.1993	0:06:42.31	116	0:07:10.47	137	0:03:53.22	105	0:07:56.63	127	0:06:39.91	103		0:32:22.54	+0:05:19.53
114	361	SANTIAGO Javier	 ARG.SANT.1993	0:06:58.77	141	0:06:58.60	115	0:03:51.89	101	0:07:50.33	119	0:06:47.29	110		0:32:26.88	+0:05:23.87
115	313	SEGUY Matthieu	 FRA.SEGU.1993	0:06:36.77	110	0:06:44.93	96	0:04:00.57	118	0:07:32.08	92	0:07:41.12	151		0:32:35.47	+0:05:32.46

Results after day 1

Pos	Plate	Name Team	Nat EMBA	Stage 1 Stage 6	Pos	Stage 2 Stage 7	Pos	Stage 3 Stage 8	Pos	Stage 4 Stage 9	Pos	Stage 5 Pos	Pos	Penalties	Time	Gap
MEN																
116	54	TRABAC Elliot Scott SR Suntour Enduro	 FRA.TRAE.1996	0:05:51.26	35	0:06:07.63	28	0:03:50.27	96	0:07:16.71	65	0:09:31.24	172		0:32:37.11	+0:05:34.10
117	342	SAINT-AUBIN Christophe	 FRA.KURC.1986	0:06:54.64	131	0:06:57.37	114	0:04:04.90	121	0:07:46.40	113	0:06:54.69	124		0:32:38.00	+0:05:34.99
118	312	BONNET Martin	 FRA.KURC.1986	0:07:01.54	143	0:07:05.34	129	0:03:59.04	115	0:07:51.89	121	0:06:45.34	108		0:32:43.15	+0:05:40.14
119	145	KURTZ Cyrille	 FRA.KURC.1986	0:06:34.59	107	0:07:05.09	128	0:03:39.32	68	0:07:53.17	123	0:07:31.52	147		0:32:43.69	+0:05:40.68
120	309	KOLEV Ivan	 GER.SEIR.1984	0:06:54.62	130	0:07:04.30	127	0:04:09.44	126	0:07:48.26	118	0:06:49.32	118		0:32:45.94	+0:05:42.93
121	163	SEIFERT Ronny	 GBR.MCKO.1980	0:06:44.35	119	0:07:12.48	139	0:03:56.27	109	0:07:59.25	129	0:06:54.55	123		0:32:46.90	+0:05:43.89
122	332	DESHAYES Tony	 USA.MICG.1991	0:06:46.07	122	0:06:46.93	98	0:04:30.63	148	0:07:47.27	115	0:07:02.13	130		0:32:53.03	+0:05:50.02
123	169	MCKENNA Oliver	 GBR.DICJ.1995	0:06:57.39	139	0:07:09.06	135	0:04:11.56	128	0:08:00.34	131	0:06:41.70	104		0:33:00.05	+0:05:57.04
124	162	MICHAELS Gus	 ESP.MENJ.1986	0:06:46.87	124	0:07:27.26	150	0:04:18.34	141	0:07:53.34	124	0:06:35.33	99		0:33:01.14	+0:05:58.13
125	155	DICKENS James	 FRA.BOUJ.1994	0:06:39.29	113	0:07:12.52	140	0:04:14.58	133	0:08:09.09	138	0:06:47.56	111		0:33:03.04	+0:06:00.03
126	362	MENDEZ PEREZ Jose Antonio	 GBR.PARE.1986	0:07:05.35	145	0:07:10.95	138	0:03:59.94	117	0:07:53.45	125	0:07:01.30	128		0:33:10.99	+0:06:07.98
127	107	BOUDES Jonathan	 GBR.BLAJ.1989	0:06:55.39	137	0:07:19.43	145	0:04:06.22	124	0:07:59.44	130	0:07:02.90	132		0:33:23.38	+0:06:20.37
128	170	PARKIN Ewan	 GBR.PARE.1986	0:06:51.65	127	0:07:18.81	144	0:04:09.48	127	0:08:08.22	137	0:06:56.42	125		0:33:24.58	+0:06:21.57
129	160	BLACK Johnny	 GBR.BLAJ.1989	0:06:49.32	125	0:06:52.53	108	0:04:56.66	157	0:08:06.56	136	0:06:48.37	112		0:33:33.44	+0:06:30.43







Results after day 1

Pos	Plate	Name Team	Nat EMBA	Stage 1 Stage 6	Pos	Stage 2 Stage 7	Pos	Stage 3 Stage 8	Pos	Stage 4 Stage 9	Pos	Stage 5 Pos	Pos	Penalties	Time	Gap
MEN																
130	318	CARULLA Nicolas		0:07:02.39	144	0:07:05.63	130	0:04:18.12	140	0:08:05.89	135	0:07:01.44	129		0:33:33.47	+0:06:30.46
131	175	JOSELIN Hugo	 FRA.JOSH.1996	0:07:12.22	149	0:07:06.89	133	0:04:19.77	142	0:07:56.25	126	0:06:58.62	127		0:33:33.75	+0:06:30.74
132	320	HAVAUX Renaud		0:06:54.74	134	0:06:47.58	100	0:05:18.06	165	0:07:43.65	108	0:06:53.85	121		0:33:37.88	+0:06:34.87
133	176	MOUROT Paul	 FRA.MOUP.1996	0:06:55.00	135	0:07:03.87	126	0:04:11.77	130	0:08:48.33	155	0:07:02.71	131		0:34:01.68	+0:06:58.67
134	117	WALLACE Scott	 IRL.WALS.1996	0:07:13.70	150	0:07:23.96	147	0:04:44.14	153	0:08:02.71	133	0:06:42.85	107		0:34:07.36	+0:07:04.35
135	183	PIFFNER Alban	 SUI.PFIA.1989	0:07:18.37	155	0:07:20.75	146	0:04:13.57	132	0:08:12.03	140	0:07:11.05	138		0:34:15.77	+0:07:12.76
136	108	BONNARD Antonin	 FRA.BONA.1989	0:07:00.98	142	0:07:48.78	166	0:04:09.31	125	0:08:38.18	148	0:06:48.40	113		0:34:25.65	+0:07:22.64
137	333	LEROY Clément		0:06:57.77	140	0:07:09.01	134	0:04:17.18	135	0:08:40.04	149	0:07:24.50	143		0:34:28.50	+0:07:25.49
138	321	HAVAUX Mathias		0:07:18.33	154	0:07:06.60	132	0:04:17.44	138	0:08:33.62	145	0:07:20.62	140		0:34:36.61	+0:07:33.60
139	354	SMITH Dan	 GBR.SMID.1992	0:07:14.74	152	0:07:15.55	142	0:04:17.70	139	0:08:18.12	141	0:07:31.18	146		0:34:37.29	+0:07:34.28
140	177	CHARLES Pierrick	 FRA.CHAP.1990	0:07:10.18	147	0:07:06.37	131	0:04:44.22	154	0:08:29.94	143	0:07:07.55	135		0:34:38.26	+0:07:35.25
141	736	PAGES Damien		0:07:30.74	164	0:07:26.61	149	0:04:25.42	145	0:08:36.54	147	0:06:48.89	115		0:34:48.20	+0:07:45.19
142	350	RIERA ARCARONS Albert		0:07:24.53	159	0:07:15.94	143	0:04:28.04	147	0:08:20.61	142	0:07:24.22	142		0:34:53.34	+0:07:50.33
143	166	BRANTSCH Alexander	 GER.BRAA.1991	0:07:22.79	157	0:07:41.82	162	0:04:59.96	158	0:08:02.18	132	0:06:52.63	120		0:34:59.38	+0:07:56.37
144	61	KEEBLE SMITH Chris	 GBR.KEEC.1993	0:05:59.29	52	0:06:22.54	60	0:03:35.49	58	0:07:05.41	38	0:12:05.35	176		0:35:08.08	+0:08:05.07

Results after day 1

Pos	Plate	Name Team	Nat EMBA	Stage 1 Stage 6	Pos	Stage 2 Stage 7	Pos	Stage 3 Stage 8	Pos	Stage 4 Stage 9	Pos	Stage 5 Pos	Pos	Penalties	Time	Gap
MEN																
145	181	LETÁK Petr	 CZE.LETP.1993	0:07:11.09	148	0:07:25.48	148	0:04:23.58	144	0:08:51.65	157	0:07:27.70	145		0:35:19.50	+0:08:16.49
146	159	BERNASCONI Fabio	 SUI.BERF.1995	0:07:28.88	162	0:07:56.40	169	0:04:36.59	150	0:08:49.60	156	0:07:25.91	144		0:36:17.38	+0:09:14.37
147	346	EGUIGUREN Martin	 ESP.EGU.1993	0:07:44.07	171	0:07:32.65	154	0:04:34.07	149	0:09:05.45	162	0:07:21.22	141		0:36:17.46	+0:09:14.45
148	314	SAINT DIZIER Victor	 FRA.SAID.1993	0:07:23.65	158	0:07:38.81	157	0:05:01.14	159	0:08:41.26	151	0:07:32.88	148		0:36:17.74	+0:09:14.73
149	345	BERNE Olivier	 FRA.BER.1993	0:07:29.70	163	0:07:50.38	167	0:04:54.35	156	0:08:35.23	146	0:07:33.75	149		0:36:23.41	+0:09:20.40
150	335	HOFFER Adrien	 FRA.HOF.1993	0:07:22.74	156	0:07:39.29	159	0:04:51.77	155	0:08:40.55	150	0:08:00.27	160		0:36:34.62	+0:09:31.61
151	185	MATZKE Kyle	 USA.MATK.1981	0:07:32.49	166	0:07:39.02	158	0:05:03.86	160	0:08:53.47	158	0:07:41.54	153		0:36:50.38	+0:09:47.37
152	349	ARCARONS Gerard	 ESP.ARC.1993	0:07:35.01	167	0:07:43.74	163	0:04:41.90	151	0:09:12.98	164	0:08:08.22	162		0:37:21.85	+0:10:18.84
153	133	MALY Petr	 CZE.MALP.1995	0:06:46.02	121	0:06:39.37	86	0:05:24.19	166	0:11:55.79	179	0:06:42.55	106		0:37:27.92	+0:10:24.91
154	192	STAL SJOBERG Marten	 SWE.STAM.1982	0:07:41.15	170	0:07:34.21	155	0:05:17.08	164	0:09:00.47	160	0:08:05.79	161		0:37:38.70	+0:10:35.69
155	328	BATUT David	 FRA.BAT.1993	0:07:41.10	169	0:07:36.80	156	0:05:46.44	174	0:08:46.49	153	0:07:55.61	158		0:37:46.44	+0:10:43.43
156	150	CAZABAN Hugo	 FRA.CAZH.1996	0:07:14.21	151	0:11:42.73	189	0:04:05.65	122	0:07:43.57	107	0:07:12.81	139		0:37:58.97	+0:10:55.96
157	357	VASQUEZ Arnaud	 FRA.VAS.1993	0:07:07.81	146	0:07:32.35	153	0:04:02.50	120	0:08:03.85	134	0:11:13.65	174		0:38:00.16	+0:10:57.15
158	351	ALSTEENS Matthieu	 BEL.ALS.1993	0:08:41.87	186	0:08:02.50	173	0:04:44.00	152	0:08:57.30	159	0:07:42.19	154		0:38:07.86	+0:11:04.85
159	315	BOYER Dorian	 FRA.BOY.1993	0:08:20.16	183	0:08:03.44	174	0:05:25.57	168	0:08:46.53	154	0:07:36.98	150		0:38:12.68	+0:11:09.67

Results after day 1

Pos	Plate	Name Team	Nat EMBA	Stage 1 Stage 6	Pos	Stage 2 Stage 7	Pos	Stage 3 Stage 8	Pos	Stage 4 Stage 9	Pos	Stage 5 Pos	Pos	Penalties	Time	Gap
MEN																
160	173	COX Tom	 GBR.COXT.1982	0:07:25.69	161	0:07:40.12	161	0:05:28.30	169	0:09:31.72	171	0:08:08.49	163		0:38:14.32	+0:11:11.31
161	337	NORVIK Gustav		0:07:35.23	168	0:08:01.51	172	0:05:06.45	162	0:09:25.61	170	0:08:12.69	165		0:38:21.49	+0:11:18.48
162	156	PAPENFORT Jannik	 GER.PAPJ.1996	0:07:30.90	165	0:08:08.06	178	0:06:05.11	177	0:09:34.34	173	0:07:07.88	136		0:38:26.29	+0:11:23.28
163	323	LEE Jonathan		0:08:15.56	181	0:07:29.66	151	0:06:25.10	179	0:08:44.91	152	0:07:42.19	154		0:38:37.42	+0:11:34.41
164	338	SMILOV George		0:08:16.29	182	0:08:03.70	176	0:05:05.08	161	0:09:03.22	161	0:08:24.24	167		0:38:52.53	+0:11:49.52
165	322	BURGESS Sam		0:07:57.74	177	0:08:28.13	181	0:05:39.62	172	0:09:14.37	166	0:07:53.12	156		0:39:12.98	+0:12:09.97
166	339	VERBOVEN Leroy		0:07:50.42	172	0:08:14.90	179	0:05:32.41	170	0:09:06.98	163	0:08:35.85	169		0:39:20.56	+0:12:17.55
167	344	GAUTIER Joris		0:07:25.11	160	0:07:31.36	152	0:04:17.33	136	0:08:30.32	144	0:11:47.29	175		0:39:31.41	+0:12:28.40
168	334	MANOUX Alex		0:07:50.92	173	0:07:40.00	160	0:06:25.31	181	0:09:18.89	167	0:08:31.00	168		0:39:46.12	+0:12:43.11
169	188	SCHRODER Marc	 GER.SCHM.1990	0:08:07.65	178	0:08:56.59	183	0:05:35.72	171	0:09:34.13	172	0:07:59.86	159		0:40:13.95	+0:13:10.94
170	325	FRITZ Arthur		0:07:53.78	175	0:07:54.24	168	0:06:57.64	183	0:09:19.95	168	0:08:19.39	166		0:40:25.00	+0:13:21.99
171	180	MEIER Benjamin	 AUT.MEIB.1987	0:09:53.62	192	0:07:59.95	171	0:05:45.99	173	0:09:13.29	165	0:08:11.31	164		0:41:04.16	+0:14:01.15
172	138	HARVEY Loui	 NZL.HARL.1990	0:06:15.88	77	0:06:32.75	78	0:03:50.32	97	0:07:40.25	104	0:17:16.22	177		0:41:35.42	+0:14:32.41
173	326	DOUSSOT François		0:08:24.29	184	0:10:28.08	188	0:06:25.23	180	0:09:24.17	169	0:07:55.01	157		0:42:36.78	+0:15:33.77
174	343	BUET Tom		0:08:25.97	185	0:08:22.51	180	0:06:01.14	175	0:10:21.22	176	0:09:31.00	171		0:42:41.84	+0:15:38.83

Results after day 1

Pos	Plate	Name Team	Nat EMBA	Stage 1 Stage 6	Pos	Stage 2 Stage 7	Pos	Stage 3 Stage 8	Pos	Stage 4 Stage 9	Pos	Stage 5 Pos	Pos	Penalties	Time	Gap
MEN																
175	356	DE LA COUR Emeric		0:08:48.76	187	0:09:01.82	184	0:06:10.56	178	0:10:59.39	178	0:09:12.79	170		0:44:13.32	+0:17:10.31
176	352	OFFREDI Yannick		0:09:16.43	191	0:09:56.84	187	0:06:01.91	176	0:10:43.39	177	0:09:44.64	173		0:45:43.21	+0:18:40.20
177	310	MOSLE Niklaus		0:25:47.79	197	0:07:03.54	125	0:04:17.43	137	0:07:51.32	120	0:07:06.68	134		0:52:06.76	+0:25:03.75
MEN Master 40+																
1	701	AMOUR Karim BH-Miranda Racing Team	 FRA.AMOK.1975	<u>0:06:10.40</u>	<u>1</u>	<u>0:06:23.22</u>	<u>1</u>	<u>0:03:36.27</u>	<u>1</u>	<u>0:07:14.11</u>	<u>1</u>	<u>0:06:19.07</u>	<u>1</u>		0:29:43.07	
2	702	PAGE Nigel Chain Reaction Cycles Mavic	 GBR.PAGN.1972	0:06:27.72	2	0:06:50.56	5	0:03:47.78	2	0:07:35.43	4	0:06:30.08	2		0:31:11.57	+0:01:28.50
3	704	CIZINSKY Milan CZE.CIZM.1974	 CZE.CIZM.1974	0:06:31.09	3	0:06:49.08	4	0:03:53.84	3	0:07:41.24	6	0:06:36.50	4		0:31:31.75	+0:01:48.68
4	703	BRODERICK Michael USA.BROM.1973	 USA.BROM.1973	0:06:33.02	5	0:06:45.44	2	0:04:18.23	9	0:07:25.09	2	0:06:30.35	3		0:31:32.13	+0:01:49.06
5	358	LE POTTIER Frederic		0:06:32.61	4	0:07:04.08	8	0:04:02.68	5	0:07:47.97	7	0:06:45.94	7		0:32:13.28	+0:02:30.21
6	707	GREENWOOD Dan GBR.GRED.1975	 GBR.GRED.1975	0:06:41.02	6	0:07:00.73	7	0:04:16.49	8	0:07:34.62	3	0:06:45.83	6		0:32:18.69	+0:02:35.62
7	714	BISHOP Dan Forest of Dean Gravity Team	 GBR.BISD.1970	0:06:47.79	7	0:06:52.02	6	0:04:01.73	4	0:07:48.34	8	0:06:51.41	8		0:32:21.29	+0:02:38.22
8	729	CHAPLAIN Christophe		0:07:14.43	12	0:06:48.36	3	0:04:28.56	11	0:07:40.79	5	0:06:44.93	5		0:32:57.07	+0:03:14.00
9	709	KROEGER Shane CAN.KROS.1976	 CAN.KROS.1976	0:07:07.76	10	0:07:18.15	12	0:04:11.51	7	0:07:52.89	9	0:07:03.24	9		0:33:33.55	+0:03:50.48
10	713	O'BRIEN Glyn IRL.OBRG.1977	 IRL.OBRG.1977	0:06:54.43	8	0:07:05.86	9	0:04:37.03	13	0:08:22.64	12	0:07:17.22	12		0:34:17.18	+0:04:34.11
11	718	SCHJERVE Johan NOR.SCHJ.1971	 NOR.SCHJ.1971	0:07:09.78	11	0:07:14.27	10	0:04:35.63	12	0:08:06.21	11	0:07:41.05	17		0:34:46.94	+0:05:03.87

Results after day 1

Pos	Plate	Name Team	Nat EMBA	Stage 1 Stage 6	Pos	Stage 2 Stage 7	Pos	Stage 3 Stage 8	Pos	Stage 4 Stage 9	Pos	Stage 5 Pos	Pos	Penalties	Time	Gap
MEN Master 40+																
12	706	SUDUPE Mikel	 ESP.SUDM.1973	0:07:02.15	9	0:07:47.23	18	0:04:45.48	15	0:08:28.73	15	0:07:21.01	14		0:35:24.60	+0:05:41.53
13	738	BLANC Gérard	 FRA.BLAN.1973	0:07:29.81	14	0:07:35.50	16	0:04:50.44	16	0:08:28.58	14	0:07:08.31	10		0:35:32.64	+0:05:49.57
14	730	STRICKER Wilhelm	 ITA.STRW.1967	0:07:36.41	17	0:07:15.41	11	0:04:57.45	19	0:08:40.99	16	0:07:10.46	11		0:35:40.72	+0:05:57.65
15	728	GRIME Vincent	 FRA.GRIM.1973	0:07:34.95	16	0:07:44.29	17	0:04:54.29	17	0:09:03.48	17	0:07:35.44	15		0:36:52.45	+0:07:09.38
16	360	FERNANDEZ Carlos	 ESP.FERC.1973	0:07:53.15	20	0:08:05.57	20	0:04:55.15	18	0:09:11.86	18	0:07:43.26	19		0:37:48.99	+0:08:05.92
17	739	MARTINEZ Frederic	 FRA.MART.1973	0:07:48.47	19	0:08:06.89	21	0:05:31.10	22	0:09:15.64	21	0:07:53.32	20		0:38:35.42	+0:08:52.35
18	717	VERDELET Bertrand	 FRA.VERB.1974	0:09:02.50	30	0:08:23.41	28	0:04:43.42	14	0:09:17.64	22	0:07:35.90	16		0:39:02.87	+0:09:19.80
19	734	SOUSA Paulo	 POR.SOUS.1973	0:08:23.96	25	0:08:19.01	25	0:05:12.77	20	0:09:15.02	19	0:08:07.57	23		0:39:18.33	+0:09:35.26
20	710	SCOTT Darren	 GBR.SCOD.1971	0:07:28.70	13	0:07:22.25	13	0:04:09.14	6	0:08:03.95	10	0:07:18.86	13	0:05:00.00	0:39:22.90	+0:09:39.83
21	727	ZINS Gregory	 FRA.ZINS.1973	0:07:43.08	18	0:07:34.84	15	0:06:03.22	25	0:10:36.98	29	0:07:42.67	18		0:39:40.79	+0:09:57.72
22	725	ETIENNE David	 FRA.ETID.1973	0:08:04.55	22	0:08:07.65	22	0:05:45.90	24	0:09:37.72	24	0:08:17.36	25		0:39:53.18	+0:10:10.11
23	711	SADLER Andy	 GBR.SADA.1972	0:07:34.38	15	0:07:31.40	14	0:04:21.89	10	0:08:26.03	13	0:12:25.31	31		0:40:19.01	+0:10:35.94
24	720	JAGGY Raphael	 SUI.JAGR.1971	0:08:18.33	23	0:08:00.23	19	0:06:25.54	28	0:09:55.88	25	0:08:00.16	21		0:40:40.14	+0:10:57.07
25	359	NAJLES Mariano	 ARG.NAJL.1973	0:08:23.79	24	0:08:10.49	23	0:05:25.54	21	0:10:19.87	27	0:08:23.70	26		0:40:43.39	+0:11:00.32
26	741	DODSON Mark	 GBR.DODS.1973	0:08:39.41	27	0:08:54.92	33	0:05:37.74	23	0:09:34.29	23	0:08:04.44	22		0:40:50.80	+0:11:07.73

Results after day 1

Pos	Plate	Name Team	Nat EMBA	Stage 1 Stage 6	Pos	Stage 2 Stage 7	Pos	Stage 3 Stage 8	Pos	Stage 4 Stage 9	Pos	Stage 5 Pos	Pos	Penalties	Time	Gap
MEN Master 40+																
27	715	ZORTEA Carlo Team CMC Cycling Experience	 ITA.ZORC.1965	0:09:19.76	31	0:08:22.72	27	0:06:14.25	27	0:10:32.09	28	0:08:58.93	28		0:43:27.75	+0:13:44.68
28	722	JAMES Simon GBR.JAMS.1970	 GBR.JAMS.1970	0:08:43.98	29	0:08:47.90	31	0:07:02.83	29	0:10:09.39	26	0:08:58.41	27		0:43:42.51	+0:13:59.44
29	735	BOUGEARD Jacky FRA.BOUJ.1966	 FRA.BOUJ.1966	0:09:41.45	34	0:08:52.82	32	0:06:13.95	26	0:10:59.51	30	0:08:10.86	24		0:43:58.59	+0:14:15.52
30	723	MCNAB Chris AUS.MCNC.1972	 AUS.MCNC.1972	0:09:27.21	32	0:08:29.09	29	0:07:44.76	31	0:09:15.23	20	0:09:07.52	29		0:44:03.81	+0:14:20.74
31	732	SERRAO Paulo ITA.SERR.1972	 ITA.SERR.1972	0:10:30.36	35	0:09:43.89	34	0:08:41.17	33	0:12:34.11	31	0:10:25.16	30		0:51:54.69	+0:22:11.62
MEN Under 21																
1	615	TRABAC Theotim FRA.TRAT.1998	 FRA.TRAT.1998	0:05:53.83	3	0:06:14.53	3	<u>0:03:14.71</u>	1	0:07:01.80	2	0:06:13.46	2		0:28:38.33	
2	609	MADEREGGER Kevin AUT.MADK.1997	 AUT.MADK.1997	<u>0:05:52.94</u>	1	0:06:17.15	6	0:03:14.98	2	<u>0:06:57.31</u>	1	0:06:17.06	6		0:28:39.44	+0:00:01.11
3	605	BURNS Pedro CHI.BURP.1997	 CHI.BURP.1997	0:05:54.70	4	0:06:17.14	5	0:03:21.61	3	0:07:04.16	5	<u>0:06:08.79</u>	1		0:28:46.40	+0:00:08.07
4	604	BLAHA Vojtech CZE.BLAV.1999	 CZE.BLAV.1999	0:06:02.85	5	0:06:14.00	2	0:03:49.98	21	0:07:02.50	3	0:06:17.82	7		0:29:27.15	+0:00:48.82
5	628	LLEBA Maxime FRA.LLEM.1997	 FRA.LLEM.1997	0:06:04.92	6	0:06:27.17	11	0:03:30.50	8	0:07:11.95	8	0:06:15.59	4		0:29:30.13	+0:00:51.80
6	649	FRESQUET Axel FRA.FRES.1997	 FRA.FRES.1997	0:06:07.79	8	0:06:34.55	17	0:03:22.54	4	0:07:02.75	4	0:06:23.43	11		0:29:31.06	+0:00:52.73
7	627	CAMBOS Albin FRA.CAMA.1999	 FRA.CAMA.1999	0:06:11.45	9	0:06:26.93	9	0:03:35.68	13	0:07:06.13	6	0:06:15.01	3		0:29:35.20	+0:00:56.87
8	608	SCHEMMELE Daniel Cube Action Team AUT.SCHD.1997	 AUT.SCHD.1997	0:06:20.02	15	<u>0:06:09.96</u>	1	0:03:24.12	5	0:07:07.73	7	0:06:19.48	9	0:00:30.00	0:29:51.31	+0:01:12.98

Results after day 1

Pos	Plate	Name Team	Nat EMBA	Stage 1 Stage 6	Pos	Stage 2 Stage 7	Pos	Stage 3 Stage 8	Pos	Stage 4 Stage 9	Pos	Stage 5 Pos	Pos	Penalties	Time	Gap
MEN Under 21																
9	648	JEANDEL Louis		0:06:25.30	17	0:06:27.15	10	0:03:32.49	10	0:07:14.77	10	0:06:15.98	5		0:29:55.69	+0:01:17.36
10	613	BRULAS Valentin YT Industries	 FRA.BRUV.1998	0:06:14.46	10	0:06:31.04	15	0:03:29.93	7	0:07:12.76	9	0:06:29.28	13		0:29:57.47	+0:01:19.14
11	614	BRUDER Lucas FRA.BRUL.1997		0:06:17.10	13	0:06:23.06	8	0:03:41.98	16	0:07:24.00	13	0:06:33.37	14		0:30:19.51	+0:01:41.18
12	601	CALLAGHAN Killian IRL.CALK.1997		0:06:15.44	11	0:06:27.68	12	0:03:31.21	9	0:07:15.16	11	0:07:00.40	31		0:30:29.89	+0:01:51.56
13	606	LEYEN Max CAN.LEYM.1997		0:06:16.08	12	0:06:17.68	7	0:04:09.73	31	0:07:15.24	12	0:06:41.99	20		0:30:40.72	+0:02:02.39
14	603	SECONDI Nathan FRA.SECN.1999		0:06:29.92	21	0:06:54.23	30	0:03:33.32	12	0:07:28.30	15	0:06:22.95	10		0:30:48.72	+0:02:10.39
15	651	SAINT DIZIER Alexis FRA.SAID.1999		0:06:26.71	18	0:06:44.89	22	0:03:55.48	23	0:07:34.18	18	0:06:18.29	8		0:30:59.55	+0:02:21.22
16	619	RONZON Erwin Team CMC Cycling Experience ITA.RONE.1997		0:06:21.71	16	0:06:47.54	23	0:03:32.76	11	0:07:36.65	21	0:06:42.97	22		0:31:01.63	+0:02:23.30
17	617	WILSON Tom GBR.WILT.2000		0:06:27.20	19	0:06:52.08	26	0:03:40.77	15	0:07:34.79	19	0:06:37.64	17		0:31:12.48	+0:02:34.15
18	610	HAUER Julian AUT.HAUJ.1997		0:06:27.35	20	0:06:40.94	20	0:03:39.61	14	0:07:57.60	29	0:06:27.96	12		0:31:13.46	+0:02:35.13
19	618	DEVLIN Jack IRL.DEVJ.1999		0:06:19.22	14	0:06:36.98	19	0:03:55.47	22	0:07:36.00	20	0:06:49.39	24		0:31:17.06	+0:02:38.73
20	640	REAL Pierre FRA.REAP.1998		0:06:33.71	24	0:06:53.81	29	0:03:42.29	17	0:07:27.19	14	0:06:41.42	19		0:31:18.42	+0:02:40.09
21	602	SELF Daniel NZL.SELD.1998		0:06:43.22	34	0:06:28.44	13	0:04:30.12	37	0:07:41.88	24	0:06:35.50	16		0:31:59.16	+0:03:20.83
22	626	HOLE Daniel Hope Factory Racing GBR.HOLD.1999		0:06:37.23	28	0:07:03.16	33	0:03:49.87	20	0:07:38.79	22	0:06:54.30	27		0:32:03.35	+0:03:25.02

Results after day 1

Pos	Plate	Name Team	Nat EMBA	Stage 1 Stage 6	Pos	Stage 2 Stage 7	Pos	Stage 3 Stage 8	Pos	Stage 4 Stage 9	Pos	Stage 5 Pos	Pos	Penalties	Time	Gap
MEN Under 21																
23	652	MOURONVAL Mathias		0:06:44.73	36	0:06:53.75	28	0:04:02.03	25	0:07:53.02	27	0:06:33.94	15		0:32:07.47	+0:03:29.14
24	632	PESTAK Martin	 CZE.PESM.2000	0:06:35.04	27	0:06:48.23	25	0:04:02.09	26	0:07:51.41	25	0:06:54.66	28		0:32:11.43	+0:03:33.10
25	636	BRADLEY Lewis	 GBR.BRAL.1997	0:06:40.45	31	0:06:43.33	21	0:04:09.53	30	0:07:52.78	26	0:06:47.02	23		0:32:13.11	+0:03:34.78
26	625	LOMBARDI Matthew	 RSA.LOMM.1997	0:06:34.29	26	0:06:28.96	14	0:05:08.17	40	0:07:31.47	17	0:06:42.49	21		0:32:25.38	+0:03:47.05
27	639	SCELLIER Alexandre	 FRA.SCEA.1999	0:06:44.70	35	0:07:04.09	35	0:03:44.01	18	0:08:01.97	30	0:06:55.31	29		0:32:30.08	+0:03:51.75
28	630	IENZER Emeric	 FRA.IENE.1999	0:06:37.39	29	0:07:05.57	36	0:04:18.11	34	0:07:39.57	23	0:06:59.69	30		0:32:40.33	+0:04:02.00
29	654	ZACHOR Loi		0:06:58.62	39	0:06:47.77	24	0:04:11.00	32	0:08:09.97	32	0:06:39.43	18		0:32:46.79	+0:04:08.46
30	642	WILLIAMSON Ryan	 GBR.WILR.1998	0:06:54.17	38	0:07:10.97	39	0:04:07.51	28	0:07:53.61	28	0:07:17.62	33		0:33:23.88	+0:04:45.55
31	629	BOSC Enzo	 FRA.BOSE.2000	0:08:08.31	46	0:07:10.43	38	0:03:48.67	19	0:07:29.79	16	0:06:53.99	26		0:33:31.19	+0:04:52.86
32	622	CONFALONIERI Massimo Fast Bike FBF Team	 ITA.CONM.1999	0:06:42.05	33	0:06:52.24	27	0:04:23.98	35	0:08:17.55	34	0:07:35.74	34		0:33:51.56	+0:05:13.23
33	635	DOHERTY Tormod	 GBR.DOHT.1999	0:07:53.28	43	0:07:18.56	40	0:04:04.15	27	0:08:05.05	31	0:06:53.70	25		0:34:14.74	+0:05:36.41
34	653	FOGLAR Lukas		0:07:04.05	40	0:08:01.61	43	0:04:25.51	36	0:08:19.84	35	0:07:48.22	35		0:35:39.23	+0:07:00.90
35	646	JAKUBOWSKI Maximilian		0:06:45.55	37	0:07:03.09	32	0:07:20.34	43	0:08:26.12	36	0:07:02.36	32	0:01:00.00	0:37:37.46	+0:08:59.13
36	623	CANADELLI Diego Fast Bike FBF Team	 ITA.CAND.2000	0:07:57.00	44	0:08:26.43	45	0:05:26.66	41	0:09:55.78	39	0:08:29.64	36		0:40:15.51	+0:11:37.18
37	643	ROBERTON Alex	 GBR.ROBA.1997	0:08:31.91	48	0:08:59.16	46	0:05:01.90	39	0:10:01.86	40	0:08:29.73	38		0:41:04.56	+0:12:26.23

Results after day 1

Pos	Plate	Name Team	Nat EMBA	Stage 1 Stage 6	Pos	Stage 2 Stage 7	Pos	Stage 3 Stage 8	Pos	Stage 4 Stage 9	Pos	Stage 5 Pos	Pos	Penalties	Time	Gap
MEN Under 21																
38	650	LOMBART Tristan		0:08:00.22	45	0:07:06.59	37	0:04:09.43	29	0:09:17.36	37	0:12:41.67	39		0:41:15.27	+0:12:36.94
39	647	ZIRM Philipp		0:08:17.78	47	0:08:11.14	44	0:06:45.70	42	0:09:51.47	38	0:08:29.65	37		0:41:35.74	+0:12:57.41
40	624	BOOKER Tom	 NZL.BOOT.1998	0:06:41.53	32	0:06:58.78	31	0:04:11.01	33	0:08:15.41	33	0:33:45.55	40		0:59:52.28	+0:31:13.95
WOMEN																
1	1	RAVANEL Cecile Commençal Vallnord Enduro	 FRA.RAVC.1981	0:06:36.18	2	<u>0:06:52.82</u>	1	<u>0:03:45.39</u>	1	<u>0:07:46.90</u>	1	<u>0:06:47.04</u>	1		0:31:48.33	
2	3	GEHRIG Anita Ibis Cycles Enduro Race	 SUI.GEHA.1987	0:06:45.29	3	0:07:11.28	5	0:04:01.63	3	0:08:08.22	3	0:06:59.93	3		0:33:06.35	+0:01:18.02
3	2	COURDURIER Isabeau SUNN	 FRA.COUI.1994	<u>0:06:33.09</u>	1	0:06:57.53	2	0:04:02.95	4	0:07:58.37	2	0:07:51.31	19		0:33:23.25	+0:01:34.92
4	6	WINTON Katy Trek Factory Racing	 GBR.WINK.1993	0:06:59.01	5	0:07:15.32	6	0:03:58.21	2	0:08:28.11	9	0:07:06.33	6		0:33:46.98	+0:01:58.65
5	5	GEHRIG Carolin Ibis Cycles Enduro Race	 SUI.GEHC.1987	0:07:12.06	8	0:07:10.55	4	0:04:17.87	7	0:08:19.97	4	0:06:55.53	2		0:33:55.98	+0:02:07.65
6	7	BARAONA Bex	 GBR.BARB.1993	0:07:11.11	7	0:07:16.70	7	0:04:20.96	9	0:08:21.66	5	0:07:01.76	5		0:34:12.19	+0:02:23.86
7	405	LANTHIER NADEAU Andréane Rocky Mountain Urge BP Rally Team	 CAN.LANA.1993	0:07:22.60	13	0:07:05.52	3	0:04:15.97	6	0:08:29.71	10	0:07:01.49	4		0:34:15.29	+0:02:26.96
8	4	THOMA Ines Canyon Factory Enduro Team	 GER.THOI.1989	0:06:58.75	4	0:07:25.81	8	0:04:23.94	10	0:08:45.07	14	0:07:16.98	7		0:34:50.55	+0:03:02.22
9	403	COOK Becky	 GBR.COOB.1986	0:07:12.21	9	0:07:34.81	9	0:04:30.35	11	0:08:22.94	6	0:07:36.53	13		0:35:16.84	+0:03:28.51
10	412	GALLEAN Chloe Lapierre	 FRA.GALC.1994	0:07:14.88	10	0:07:41.28	11	0:04:13.96	5	0:08:34.50	12	0:07:41.56	15		0:35:26.18	+0:03:37.85



Results after day 1

Pos	Plate	Name Team	Nat EMBA	Stage 1 Stage 6	Pos	Stage 2 Stage 7	Pos	Stage 3 Stage 8	Pos	Stage 4 Stage 9	Pos	Stage 5 Pos	Pos	Penalties	Time	Gap
WOMEN																
11	402	MORRISON Raewyn Giant Factory Off-Road Team	 NZL.MORR.1989	0:07:16.21	11	0:07:38.69	10	0:04:42.11	13	0:08:33.04	11	0:07:32.90	11		0:35:42.95	+0:03:54.62
12	410	DUVERT Julie	 FRA.DUVJ.1996	0:07:19.14	12	0:07:48.16	14	0:04:57.54	18	0:08:44.21	13	0:07:22.11	8		0:36:11.16	+0:04:22.83
13	414	BRUCHLE Veronika	 GER.BRUV.1995	0:07:26.26	15	0:07:56.03	16	0:04:58.72	19	0:08:27.04	7	0:07:44.78	16		0:36:32.83	+0:04:44.50
14	408	SCHNEITTER Nathalie	 SUI.SCHN.1986	0:07:34.89	18	0:08:04.32	18	0:04:48.90	16	0:08:48.14	16	0:07:23.23	9		0:36:39.48	+0:04:51.15
15	401	KOREM Noga	 ISR.KORN.1991	0:07:01.06	6	0:08:35.58	24	0:05:12.21	21	0:08:27.07	8	0:07:26.66	10		0:36:42.58	+0:04:54.25
16	415	MARCHAL Alexandra	 BEL.MARA.1991	0:07:35.87	19	0:07:49.55	15	0:04:47.02	15	0:09:05.63	20	0:07:40.11	14		0:36:58.18	+0:05:09.85
17	413	MEYER Franziska	 GER.MEYF.1991	0:07:40.22	22	0:08:05.05	20	0:04:46.81	14	0:08:46.78	15	0:07:47.45	18		0:37:06.31	+0:05:17.98
18	404	BICHARD Meggie Fuji Bikes	 NZL.BICM.1985	0:07:54.09	24	0:07:59.14	17	0:04:49.20	17	0:09:04.57	19	0:07:34.50	12		0:37:21.50	+0:05:33.17
19	407	HASSENFRATZ Claire Cube Action Team	 FRA.HASC.1990	0:07:25.70	14	0:08:07.18	21	0:04:40.62	12	0:08:56.33	17	0:08:34.04	21		0:37:43.87	+0:05:55.54
20	411	JONNIER Morgane	 FRA.JONM.1990	0:07:30.13	16	0:08:10.48	22	0:05:19.32	22	0:09:38.43	22	0:07:52.44	20		0:38:30.80	+0:06:42.47
21	419	NABER Tanja	 GER.NABT.1987	0:07:50.88	23	0:07:44.72	13	0:05:44.52	24	0:09:01.19	18	0:08:36.08	23		0:38:57.39	+0:07:09.06
22	10	WURTH Antonia	 CHI	0:07:37.41	20	0:08:52.16	26	0:05:09.29	20	0:09:33.85	21	0:07:46.05	17		0:38:58.76	+0:07:10.43
23	424	MICHALKOVA Marketa	 CZE	0:08:13.23	25	0:08:37.87	25	0:05:38.22	23	0:09:52.47	23	0:08:35.59	22		0:40:57.38	+0:09:09.05
24	416	SHARP Katherine Hope Factory Racing	 GBR.SHAK.1994	0:09:28.04	28	0:08:24.36	23	0:05:57.50	25	0:09:58.20	24	0:09:23.34	24		0:43:11.44	+0:11:23.11
25	426	FAHRNER Céline	 SUI	0:09:00.45	27	0:09:00.83	27	0:07:11.68	28	0:10:31.72	25	0:09:52.80	25		0:45:37.48	+0:13:49.15


Results after day 1

Pos	Plate	Name Team	Nat EMBA	Stage 1 Stage 6	Pos	Stage 2 Stage 7	Pos	Stage 3 Stage 8	Pos	Stage 4 Stage 9	Pos	Stage 5 Pos	Pos	Penalties	Time	Gap
-----	-------	--------------	-------------	--------------------	-----	--------------------	-----	--------------------	-----	--------------------	-----	----------------	-----	-----------	------	-----







WOMEN

26	421	MICHEL Daniela	 SUI.MICD.1981	0:09:38.55	29	0:09:15.96	28	0:06:38.79	26	0:10:33.56	26	0:12:02.80	27		0:48:09.66	+0:16:21.33
27	425	DESLANDES Lea	 FRA.DESL.1999	0:10:23.66	32	0:10:02.21	29	0:07:06.34	27	0:11:09.70	27	0:11:05.60	26		0:49:47.51	+0:17:59.18

WOMEN | Master 40+

1	511	MCCONNELOUG Mary	 USA.MCCM.1971	<u>0:08:33.65</u>	1	<u>0:08:47.58</u>	1	<u>0:08:34.52</u>	1	<u>0:10:16.06</u>	1	<u>0:08:10.84</u>	1		0:44:22.65	
---	-----	------------------	--	-------------------	---	-------------------	---	-------------------	---	-------------------	---	-------------------	---	--	-------------------	--

WOMEN | Under 21

1	502	CHARLES Estelle	 FRA.CHAE.1997	<u>0:07:27.59</u>	1	0:08:14.69	3	<u>0:04:41.90</u>	1	<u>0:08:48.63</u>	1	<u>0:07:11.21</u>	1		0:36:24.02	
2	503	MAUNSELL Leah	 IRL.MAUL.1999	0:07:45.56	2	<u>0:07:44.52</u>	1	0:05:08.54	3	0:08:56.85	2	0:07:13.93	2		0:36:49.40	+0:00:25.38
3	501	GILL Martha	 GBR.GILM.1997	0:07:53.97	3	0:07:49.75	2	0:05:01.02	2	0:09:19.34	4	0:07:14.03	3		0:37:18.11	+0:00:54.09
4	505	MELTON Elena	 GBR.MELE.1997	0:08:02.30	4	0:08:20.57	5	0:05:08.79	4	0:09:08.04	3	0:07:26.93	4		0:38:06.63	+0:01:42.61
5	507	DOBNIG Yana	 AUT.DOBY.1999	0:08:02.62	5	0:08:16.74	4	0:05:45.75	5	0:09:36.81	5	0:08:13.86	5		0:39:55.78	+0:03:31.76
6	504	LAWTON Abigale	 GBR.LAWA.1998	0:09:20.19	7	0:09:21.90	6	0:08:18.88	6	0:11:44.33	6	0:14:50.28	6		0:53:35.58	+0:17:11.56

Penalties

Plate	Name	Penalty	Details
34	Kevin MIQUEL	00:00:30	Stage 3, reentering at wrong point on stage
69	Vinicio CRIGHTON-POLI	00:00:30	Practicing on stage 1 when stage 1 was closed
74	Jan VANER	00:00:30	Stage 3, no gloves
608	Daniel SCHEMMEL	00:00:30	Practicing on stage 1 when stage 1 was closed
641	Ruairi PHELAN	00:00:30	Practicing on stage 1 when stage 1 was closed
644	James KEEN	00:00:30	Practicing on stage 1 when stage 1 was closed
645	Tom PARKER	00:00:30	Practicing on stage 1 when stage 1 was closed
646	Maximilian JAKUBOWSKI	00:01:00	Liaison 3 to 4, no helmet
710	Darren SCOTT	00:05:00	Practicing on stage 4 two times