





## RESULTS OVERALL

Pos	Plate	Name Team	Nat EMBA	Stage 1	Pos	Stage 2	Pos	Stage 3	Pos	Stage 4	Pos	Penalties	Time	Gap
<b>MEN</b>														
1	9	MELAMED Jesse Rocky Mountain Urge BP	 CAN.MELJ.1992	0:16:57.27 0:07:52.26	2 6	<u>0:05:47.25</u>	1	<u>0:04:28.35</u>	1	<u>0:08:47.03</u>	1		<b>0:43:52.16</b>	
2	13	HILL Sam Chain Reaction Cycles Mavic	 AUS.HILS.1985	<u>0:16:39.29</u> 0:07:52.68	1 7	0:06:02.75	8	0:04:30.32	2	0:09:01.97	2		<b>0:44:07.01</b>	+0:00:14.85
3	12	SCOTT Mark Santa Cruz x SRAM	 GBR.SCOM.1993	0:17:05.83 0:07:53.37	4 9	0:05:59.13	2	0:04:42.08	8	0:09:14.33	8		<b>0:44:54.74</b>	+0:01:02.58
4	14	WALLNER Robin Ibis Cycles Enduro Race Team	 SWE.WALR.1988	0:17:03.10 0:07:54.30	3 10	0:06:01.76	5	0:04:52.06	26	0:09:10.38	5		<b>0:45:01.60</b>	+0:01:09.44
5	15	GAUVIN Remi Rocky Mountain Urge BP	 CAN.GAUR.1992	0:17:20.83 0:07:43.19	8 2	0:06:02.64	7	0:04:44.97	11	0:09:19.49	15		<b>0:45:11.12</b>	+0:01:18.96
6	21	DAILLY Adrien Lapierre	 FRA.DAIA.1996	0:17:23.57 0:07:50.41	10 5	0:06:12.99	17	0:04:41.74	5	0:09:10.55	6		<b>0:45:19.26</b>	+0:01:27.10
7	16	BARELLI Yoann Commençal Vallnord Enduro Team	 FRA.BARY.1985	0:17:26.22 0:07:52.68	12 7	0:06:06.25	12	0:04:49.20	17	0:09:09.63	4		<b>0:45:23.98</b>	+0:01:31.82
8	3	CLEMENTZ Jerome Cannondale	 FRA.CLEJ.1984	0:17:13.65 0:07:58.39	5 16	0:06:02.51	6	0:04:49.49	18	0:09:22.78	18		<b>0:45:26.82</b>	+0:01:34.66
9	29	NATION Joseph NZL.NATJ.1989	 NZL.NATJ.1989	0:17:15.30 0:07:57.98	6 15	0:06:09.20	16	0:04:50.84	20	0:09:24.40	21		<b>0:45:37.72</b>	+0:01:45.56
10	54	BLENKINSOP Sam NZL.BLES.1988	 NZL.BLES.1988	0:17:21.21 0:07:45.35	9 3	0:06:20.07	25	0:04:47.66	15	0:09:23.53	19		<b>0:45:37.82</b>	+0:01:45.66
11	27	OSBORNE Marco Cannondale	 USA.OSBM.1992	0:17:28.23 0:07:54.92	13 11	0:06:05.50	11	0:04:48.46	16	0:09:21.12	16		<b>0:45:38.23</b>	+0:01:46.07
12	1	RUDE Richie Yeti Fox Shox	 USA.RUDR.1995	0:17:32.98 <u>0:07:37.16</u>	16 1	0:06:22.92	26	0:05:00.79	43	0:09:06.34	3		<b>0:45:40.19</b>	+0:01:48.03
13	7	CALLAGHAN Greg Cube Action Team	 IRL.CALG.1991	0:17:31.79 0:08:01.71	15 18	0:06:03.35	10	0:04:41.97	7	0:09:22.68	17		<b>0:45:41.50</b>	+0:01:49.34
14	2	OTON Damien Devinci Global Racing	 FRA.OTOD.1987	0:17:41.12 0:07:56.01	18 12	0:06:07.59	13	0:04:49.78	19	0:09:11.79	7		<b>0:45:46.29</b>	+0:01:54.13
15	24	LAPEYRIE Thomas SUNN	 FRA.LAPT.1990	0:17:25.70 0:08:07.77	11 28	0:06:01.31	4	0:04:44.72	10	0:09:29.48	26		<b>0:45:48.98</b>	+0:01:56.82
16	23	BARNES Joe Canyon Factory Enduro Team	 GBR.BARJ.1989	0:17:47.96 0:08:03.61	23 20	0:06:08.68	14	0:04:51.25	22	0:09:17.87	11		<b>0:46:09.37</b>	+0:02:17.21

## RESULTS OVERALL

Pos	Plate	Name Team	Nat EMBA	Stage 1	Pos	Stage 2	Pos	Stage 3	Pos	Stage 4	Pos	Penalties	Time	Gap
<b>MEN</b>														
17	39	VEZINA McKay Giant Factory Off-Road Team	 CAN.VEZM.1995	0:17:49.56 0:07:49.30	24 4	0:06:16.92 0:06:16.92	21	0:04:46.44 0:04:46.44	14	0:09:34.91 0:09:34.91	32		<b>0:46:17.13</b>	+0:02:24.97
18	6	NICOLAI Florian Rocky Mountain Urge BP	 FRA.NICF.1993	0:18:07.33 0:07:56.02	32 13	0:06:08.82 0:06:08.82	15	0:04:41.22 0:04:41.22	4	0:09:29.44 0:09:29.44	25		<b>0:46:22.83</b>	+0:02:30.67
19	33	CLAQUIN Sebastien Rocky Mountain Urge BP	 FRA.CLAS.1996	0:18:02.32 0:07:59.22	28 17	0:06:16.39 0:06:16.39	20	0:04:41.82 0:04:41.82	6	0:09:24.47 0:09:24.47	22		<b>0:46:24.22</b>	+0:02:32.06
20	26	BUCHANAN Lewis Trek Factory Racing	 GBR.BUCL.1993	0:17:58.23 0:08:01.71	27 18	0:06:17.90 0:06:17.90	24	0:04:51.22 0:04:51.22	21	0:09:18.81 0:09:18.81	14		<b>0:46:27.87</b>	+0:02:35.71
21	30	JOHANSEN Zakarias Blom Ibis Cycles Enduro Race Team	 NOR.JOHZ.1992	0:17:30.95 0:08:10.65	14 32	0:06:14.87 0:06:14.87	18	0:04:54.12 0:04:54.12	27	0:09:38.91 0:09:38.91	34		<b>0:46:29.50</b>	+0:02:37.34
22	28	LEOV Justin Canyon Factory Enduro Team	 NZL.LEOJ.1984	0:17:42.89 0:08:05.24	19 24	0:06:15.44 0:06:15.44	19	0:04:57.95 0:04:57.95	34	0:09:39.58 0:09:39.58	35		<b>0:46:41.10</b>	+0:02:48.94
23	18	GALY Theo Devinci Global Racing	 FRA.GALT.1990	0:17:56.26 0:08:06.93	26 26	0:06:17.85 0:06:17.85	23	0:04:56.36 0:04:56.36	29	0:09:28.03 0:09:28.03	24		<b>0:46:45.43</b>	+0:02:53.27
24	17	CURE Alexandre BH-Miranda Racing Team	 FRA.CURA.1993	0:18:19.94 0:08:08.84	37 30	0:06:17.37 0:06:17.37	22	0:04:45.39 0:04:45.39	13	0:09:14.86 0:09:14.86	9		<b>0:46:46.40</b>	+0:02:54.24
25	10	CARLSON Josh Giant Factory Off-Road Team	 AUS.CARJ.1986	0:17:44.27 0:07:56.93	21 14	0:06:39.08 0:06:39.08	53	0:04:56.44 0:04:56.44	31	0:09:32.48 0:09:32.48	29		<b>0:46:49.20</b>	+0:02:57.04
26	19	ABSALON Remy Scott SR Suntour Enduro	 FRA.ABSR.1984	0:17:51.99 0:08:04.41	25 22	0:06:27.41 0:06:27.41	35	0:04:56.97 0:04:56.97	32	0:09:31.04 0:09:31.04	27		<b>0:46:51.82</b>	+0:02:59.66
27	81	JOHNSTON Chris NZL.JOHC.1985	 NZL.JOHC.1985	0:17:43.65 0:09:08.79	20 97	0:06:03.06 0:06:03.06	9	0:04:45.06 0:04:45.06	12	0:09:15.47 0:09:15.47	10		<b>0:46:56.03</b>	+0:03:03.87
28	52	PERSAK Vid Team Dorrong Enduro	 SLO.PERV.1996	0:18:23.25 0:08:12.58	40 35	0:06:25.15 0:06:25.15	28	0:04:51.86 0:04:51.86	25	0:09:18.07 0:09:18.07	12		<b>0:47:10.91</b>	+0:03:18.75
29	95	CHAPMAN Rupert NZL.CHAR.1992	 NZL.CHAR.1992	0:18:06.70 0:08:16.36	31 39	0:06:31.08 0:06:31.08	41	0:04:58.06 0:04:58.06	35	0:09:38.06 0:09:38.06	33		<b>0:47:30.26</b>	+0:03:38.10
30	37	GARAY Iago Santa Cruz x SRAM	 ESP.GARI.1991	0:18:18.79 0:08:07.06	35 27	0:06:26.64 0:06:26.64	32	0:04:51.57 0:04:51.57	24	0:09:47.80 0:09:47.80	42		<b>0:47:31.86</b>	+0:03:39.70
31	45	BRYCELAND Josh GBR.BRYJ.1990	 GBR.BRYJ.1990	0:18:04.15 0:08:24.80	30 51	0:06:31.88 0:06:31.88	44	0:04:57.63 0:04:57.63	33	0:09:33.89 0:09:33.89	31		<b>0:47:32.35</b>	+0:03:40.19
32	301	BEER Matthew CAN.BEEM.1990	 CAN.BEEM.1990	0:19:00.97 0:08:04.62	58 23	0:06:27.49 0:06:27.49	36	0:04:44.21 0:04:44.21	9	0:09:18.43 0:09:18.43	13		<b>0:47:35.72</b>	+0:03:43.56

## RESULTS OVERALL

Pos	Plate	Name Team	Nat EMBA	Stage 1	Pos	Stage 2	Pos	Stage 3	Pos	Stage 4	Pos	Penalties	Time	Gap
<b>MEN</b>														
33	32	MASTERS Wyn GT Factory Racing	 NZL.MASW.1987	0:18:03.80 0:08:08.11	29 29	0:06:33.19 0:06:33.19	45	0:05:07.47	57	0:09:46.15	41		<b>0:47:38.72</b>	+0:03:46.56
34	31	CHAPUIS Maxime	 SUI.CHAM.1994	0:18:20.78 0:08:06.87	39 25	0:06:35.49 0:06:35.49	47	0:05:13.51	69	0:09:24.14	20		<b>0:47:40.79</b>	+0:03:48.63
35	73	GUTHRIE Evan	 CAN.GUTE.1991	0:18:14.77 0:08:26.67	33 54	0:06:27.40 0:06:27.40	34	0:04:58.86	37	0:09:33.62	30		<b>0:47:41.32</b>	+0:03:49.16
36	56	HALL James	 AUS.HALJ.1984	0:18:17.87 0:08:16.82	34 42	0:06:29.05 0:06:29.05	37	0:05:01.42	44	0:09:52.25	46		<b>0:47:57.41</b>	+0:04:05.25
37	75	BUTTON Josh	 AUS.BUTJ.1989	0:18:36.18 0:08:10.60	50 31	0:06:31.38 0:06:31.38	43	0:05:03.69	47	0:09:44.10	38		<b>0:48:05.95</b>	+0:04:13.79
38	38	RAIMONDI Matteo GB Rifar Mondraker Team	 ITA.RAIM.1995	0:18:36.24 0:08:21.70	51 46	0:06:29.88 0:06:29.88	38	0:04:59.80	41	0:09:44.96	40		<b>0:48:12.58</b>	+0:04:20.42
39	67	DICKSON Stu Devinci Global Racing	 CAN.DICS.1995	0:18:28.61 0:08:29.38	44 58	0:06:36.17 0:06:36.17	49	0:05:02.51	46	0:09:48.11	43		<b>0:48:24.78</b>	+0:04:32.62
40	35	MIQUEL Kevin Commençal Vallnord Enduro Team	 FRA.MIQU.1991	0:19:10.30 0:08:23.63	63 48	0:06:31.35 0:06:31.35	42	0:04:51.55	23	0:09:31.68	28		<b>0:48:28.51</b>	+0:04:36.35
41	64	EVANS Craig	 GBR.EVAC.1991	0:18:30.92 0:08:25.39	46 52	0:06:40.62 0:06:40.62	56	0:05:06.74	54	0:09:44.94	39		<b>0:48:28.61</b>	+0:04:36.45
42	44	RAVANEL Cedric Commençal Vallnord Enduro Team	 FRA.RAVC.1978	0:18:24.43 0:08:19.03	41 44	0:06:45.29 0:06:45.29	61	0:05:05.65	53	0:09:54.39	49		<b>0:48:28.79</b>	+0:04:36.63
43	42	FERREIRO Toni	 ESP.FERT.1990	0:18:19.38 0:08:16.80	36 41	0:06:49.51 0:06:49.51	65	0:05:07.87	58	0:09:55.75	52		<b>0:48:29.31</b>	+0:04:37.15
44	72	STROBEL Luke	 USA.STRL.1986	0:18:20.76 0:08:24.56	38 50	0:06:43.16 0:06:43.16	60	0:05:04.47	49	0:10:00.86	61		<b>0:48:33.81</b>	+0:04:41.65
45	91	BENOIT Clement	 FRA.BENC.1991	0:18:27.76 0:08:38.16	43 69	0:06:35.80 0:06:35.80	48	0:04:58.92	38	0:09:54.84	50		<b>0:48:35.48</b>	+0:04:43.32
46	58	NEER Shawn Yeti Fox Shox	 USA.NEES.1991	0:18:31.20 0:08:15.79	48 38	0:06:36.75 0:06:36.75	50	0:05:16.54	78	0:10:00.08	58		<b>0:48:40.36</b>	+0:04:48.20
47	108	WIGHT Spencer	 CAN.WIGS.1995	0:18:56.59 0:08:20.45	56 45	0:06:26.61 0:06:26.61	31	0:05:07.29	56	0:09:49.90	45		<b>0:48:40.84</b>	+0:04:48.68
48	86	GALLAGHER Kenta Polygon UR	 GBR.GALK.1992	0:18:57.17 0:08:23.84	57 49	0:06:41.03 0:06:41.03	58	0:04:59.44	40	0:09:41.34	37		<b>0:48:42.82</b>	+0:04:50.66



# Crankworx Canadian Open Enduro presented by Specialized

Whistler, Canada  
August 13, 2017



## RESULTS OVERALL

Pos	Plate	Name Team	Nat EMBA	Stage 1	Pos	Stage 2	Pos	Stage 3	Pos	Stage 4	Pos	Penalties	Time	Gap
<b>MEN</b>														
49	90	GARCIA Tom		0:18:32.46	49	0:06:39.78	54	0:04:58.37	36	0:10:03.04	63		<b>0:48:45.39</b>	+0:04:53.23
			FRA.GART.1990	0:08:31.74	64									
50	92	WOLSKY Dylan		0:18:52.94	54	0:06:24.80	27	0:04:59.84	42	0:09:59.91	55		<b>0:48:47.28</b>	+0:04:55.12
			AUS.WOLD.1983	0:08:29.79	60									
51	43	GAILLOT Baptiste		0:19:12.17	65	0:06:25.92	30	0:04:55.70	28	0:10:00.58	59		<b>0:48:48.88</b>	+0:04:56.72
			FRA.GAIB.1991	0:08:14.51	37									
52	77	GAYTON Shane		0:18:43.71	52	0:06:41.02	57	0:05:09.93	60	0:09:55.53	51		<b>0:48:49.12</b>	+0:04:56.96
			AUS.GAYS.1982	0:08:18.93	43									
53	63	MOYNIHAN Liam		0:18:31.19	47	0:06:41.55	59	0:05:11.69	64	0:10:09.39	68		<b>0:49:04.24</b>	+0:05:12.08
			GBR.MOYL.1991	0:08:30.42	62									
54	49	BRETAS Andre		0:19:29.10	74	0:06:29.91	39	0:05:04.89	51	0:09:48.50	44		<b>0:49:06.61</b>	+0:05:14.45
			BRA.BREA.1987	0:08:14.21	36									
55	93	JACKSON Lee		0:19:09.89	61	0:06:34.59	46	0:05:13.07	67	0:09:58.43	53		<b>0:49:08.51</b>	+0:05:16.35
			CAN.JACL.1995	0:08:12.53	34									
56	71	HAMILTON Jeremy		0:18:56.22	55	0:06:37.54	51	0:05:11.22	63	0:09:53.37	47		<b>0:49:09.21</b>	+0:05:17.05
			AUS.HAMJ.1988	0:08:30.86	63									
57	82	PROCHYRA Jordan		0:19:14.26	67	0:06:52.14	69	0:05:05.43	52	0:09:40.93	36		<b>0:49:24.84</b>	+0:05:32.68
			AUS.PROJ.1994	0:08:32.08	66									
58	41	WOLFE Daniel		0:19:15.93	69	0:06:39.82	55	0:05:07.11	55	0:10:06.05	66		<b>0:49:25.69</b>	+0:05:33.53
			IRL.WOLD.1988	0:08:16.78	40									
59	50	SHIRLEY James		0:19:03.02	59	0:06:53.92	72	0:05:04.57	50	0:09:59.95	56		<b>0:49:29.24</b>	+0:05:37.08
			GBR.SHIJ.1989	0:08:27.78	55									
60	40	MASTER Eddie		0:21:00.24	111	0:06:25.46	29	0:04:56.36	29	0:09:25.95	23		<b>0:49:52.34</b>	+0:06:00.18
			NZL.MASE.1989	0:08:04.33	21									
61	87	PUTZENLECHNER Leonhard		0:19:11.87	64	0:06:54.82	74	0:05:14.08	70	0:10:00.05	57		<b>0:49:58.51</b>	+0:06:06.35
			GER.PUTL.1993	0:08:37.69	67									
62	76	MCGUINNESS Alexander		0:19:35.13	78	0:06:47.04	63	0:05:08.40	59	0:10:00.82	60		<b>0:49:59.39</b>	+0:06:07.23
			USA.MCGA.1988	0:08:28.00	56									
63	309	MACFARLANE Conor		0:19:23.16	72	0:06:37.58	52	0:05:04.08	48	0:10:11.58	71		<b>0:50:09.75</b>	+0:06:17.59
				0:08:53.35	79									
64	55	CASADEI Nicola Team CMC Cycling Experience		0:18:51.02	53	0:07:08.69	85	0:05:15.64	77	0:10:14.64	74		<b>0:50:18.31</b>	+0:06:26.15
			ITA.CASN.1989	0:08:48.32	72									



# Crankworx Canadian Open Enduro presented by Specialized

















Whistler, Canada  
August 13, 2017



## RESULTS OVERALL

Pos	Plate	Name Team	Nat EMBA	Stage 1	Pos	Stage 2	Pos	Stage 3	Pos	Stage 4	Pos	Penalties	Time	Gap
<b>MEN</b>														
65	68	PRITCHARD Jimmy		0:19:08.76	60	0:06:56.89	78	0:05:26.89	100	0:10:17.94	79		<b>0:50:28.35</b>	+0:06:36.19
			NZL.PRIJ.1987	0:08:37.87	68									
66	99	BILLINGSLEY Kent DFT Racing		0:19:17.23	70	0:06:49.66	67	0:05:14.81	75	0:10:10.11	69		<b>0:50:31.62</b>	+0:06:39.46
			USA.BILK.1993	0:08:59.81	90									
67	65	TRABAC Elliot Scott SR Suntour Enduro		0:19:14.32	68	0:07:31.35	103	0:05:22.10	88	0:10:03.25	64		<b>0:50:39.47</b>	+0:06:47.31
			FRA.TRAE.1996	0:08:28.45	57									
68	102	STEPHENS Murray		0:19:10.05	62	0:06:47.62	64	0:05:10.92	62	0:10:01.83	62		<b>0:50:41.42</b>	+0:06:49.26
			AUS.STEM.1990	0:09:31.00	110									
69	304	RIDDLE Nathan		0:19:38.18	80	0:06:51.18	68	0:05:14.51	74	0:09:58.80	54		<b>0:50:55.35</b>	+0:07:03.19
				0:09:12.68	100									
70	308	THIBAUT Samuel		0:19:17.84	71	0:06:46.93	62	0:05:15.25	76	0:10:38.23	93		<b>0:50:59.96</b>	+0:07:07.80
				0:09:01.71	92									
71	96	MAUD David		0:19:46.24	84	0:07:00.27	79	0:05:17.83	79	0:10:08.31	67		<b>0:51:04.99</b>	+0:07:12.83
			AUS.MAUD.1990	0:08:52.34	76									
72	80	BROOKES Martyn		0:19:51.40	86	0:06:49.55	66	0:05:14.37	73	0:10:17.18	77		<b>0:51:08.07</b>	+0:07:15.91
			GBR.BROM.1987	0:08:55.57	81									
73	107	THEW Trevor		0:20:02.05	88	0:06:54.39	73	0:05:30.97	104	0:10:11.03	70		<b>0:51:10.43</b>	+0:07:18.27
			CAN.THET.1993	0:08:31.99	65									
74	146	FURBEE Nate		0:19:33.33	76	0:07:16.21	91	0:05:14.20	72	0:10:14.71	75		<b>0:51:16.27</b>	+0:07:24.11
			USA.FURN.1993	0:08:57.82	87									
75	112	EDGAR Brendon		0:18:30.08	45	0:08:29.70	126	0:05:34.38	110	0:10:14.41	73		<b>0:51:18.18</b>	+0:07:26.02
			CAN.EDGB.1985	0:08:29.61	59									
76	59	SHAW Sam		0:20:15.14	91	0:07:37.19	106	0:05:01.47	45	0:10:04.86	65		<b>0:51:21.41</b>	+0:07:29.25
			NZL.SHAS.1992	0:08:22.75	47									
77	70	LEWIS Joshua		0:19:42.20	82	0:07:04.07	81	0:05:24.75	96	0:10:28.28	88		<b>0:51:31.92</b>	+0:07:39.76
			GBR.LEWJ.1993	0:08:52.62	77									
78	124	HILLS Nate		0:19:48.47	85	0:07:03.32	80	0:05:23.70	92	0:10:28.49	89		<b>0:51:35.66</b>	+0:07:43.50
			USA.HILN.1976	0:08:51.68	74									
79	149	PRICE Adam		0:19:59.08	87	0:07:17.38	92	0:05:21.30	84	0:10:25.58	86		<b>0:52:01.00</b>	+0:08:08.84
			CAN.PRIA.1990	0:08:57.66	86									
80	94	FRENDO Mark		0:20:44.82	107	0:06:54.88	75	0:05:14.19	71	0:10:15.43	76		<b>0:52:01.03</b>	+0:08:08.87
			AUS.FREM.1985	0:08:51.71	75									

## RESULTS OVERALL

Pos	Plate	Name Team	Nat EMBA	Stage 1	Pos	Stage 2	Pos	Stage 3	Pos	Stage 4	Pos	Penalties	Time	Gap
<b>MEN</b>														
81	97	PICCHIOTTINO Cole	 USA.PICC.1995	0:20:28.25 0:08:10.68	100 33	0:07:35.31 0:08:26.59	104 53	0:05:25.31 0:07:21.00	98 125	0:10:24.92 0:09:54.35	83 48		<b>0:52:04.47</b>	+0:08:12.31
82	78	CRANE Dylan	 USA.CRAD.1995	0:19:13.14 0:08:26.59	66 53	0:07:14.15 0:08:26.59	88 53	0:07:21.00 0:05:20.82	125 83	0:09:54.35 0:10:25.03	48 84		<b>0:52:09.23</b>	+0:08:17.07
83	98	BRADSHAW Tom	 NZL.BRAT.1993	0:20:46.01 0:08:55.53	108 80	0:06:52.94 0:08:55.53	70 80	0:05:20.82 0:05:24.79	83 97	0:10:25.03 0:11:22.40	84 111		<b>0:52:20.33</b>	+0:08:28.17
84	153	BOKRANTZ Jon	 SWE.BOKJ.1988	0:19:33.36 0:08:56.05	77 83	0:07:15.47 0:08:56.05	90 83	0:05:24.79 0:05:24.60	97 95	0:11:22.40 0:10:48.78	111 100		<b>0:52:32.07</b>	+0:08:39.91
85	105	JONES Ajay	 GBR.JONA.1985	0:20:05.47 0:08:53.07	89 78	0:07:24.29 0:08:53.07	97 78	0:05:24.60 0:05:22.30	95 89	0:10:48.78 0:10:23.80	100 81		<b>0:52:36.21</b>	+0:08:44.05
86	144	ENGLISH Davis	 CAN.ENGD.1984	0:20:35.46 0:09:24.05	102 105	0:06:55.63 0:09:24.05	76 105	0:05:22.30 0:05:25.89	89 99	0:10:23.80 0:10:37.00	81 91		<b>0:52:41.24</b>	+0:08:49.08
87	141	LORETZ Jonas	 SUI.LORJ.1993	0:20:21.47 0:09:10.04	94 98	0:07:11.73 0:09:10.04	86 98	0:05:25.89 0:05:23.59	99 91	0:10:37.00 0:10:31.94	91 90		<b>0:52:46.13</b>	+0:08:53.97
88	329	FARRER Rob	 CAN.FARR.1988	0:20:23.84 0:08:58.54	97 88	0:07:29.47 0:08:58.54	101 88	0:05:23.59 0:05:24.54	91 94	0:10:31.94 0:10:41.06	90 95		<b>0:52:47.38</b>	+0:08:55.22
89	306	CONTE Dylan	 USA.CONTE.1988	0:20:21.95 0:08:56.78	95 85	0:07:36.69 0:08:56.78	105 85	0:05:24.54 0:05:31.07	94 105	0:10:41.06 0:10:24.69	95 82		<b>0:53:01.02</b>	+0:09:08.86
90	106	PAYNE Richard	 GBR.PAYR.1985	0:20:16.61 0:09:28.39	92 108	0:07:23.40 0:09:28.39	96 108	0:05:31.07 0:05:12.25	105 65	0:10:24.69 0:10:12.77	82 72		<b>0:53:04.16</b>	+0:09:12.00
91	109	RENNIE James	 NZL.RENJ.1987	0:19:37.35 0:08:56.20	79 84	0:09:11.09 0:08:56.20	128 84	0:05:12.25 0:05:12.81	65 66	0:10:12.77 0:10:26.36	72 87		<b>0:53:09.66</b>	+0:09:17.50
92	132	EMERIAU Quentin Fuji Bikes	 FRA.EMEQ.1986	0:21:12.63 0:09:00.31	116 91	0:07:18.69 0:09:00.31	93 91	0:05:12.81 0:05:34.06	66 109	0:10:26.36 0:10:20.43	87 80	0:01:00.00	<b>0:53:10.80</b>	+0:09:18.64
93	79	PRUDENCIO Nicolas	 CHI.PRUN.1992	0:20:40.69 0:08:41.37	104 70	0:07:06.11 0:08:41.37	82 70	0:05:34.06 0:05:21.77	109 87	0:10:20.43 0:10:25.19	80 85		<b>0:53:22.66</b>	+0:09:30.50
94	131	DOTSENKO Paul	 USA.DOTP.1987	0:21:10.42 0:09:11.30	114 99	0:07:15.38 0:09:11.30	89 99	0:05:21.77 0:05:35.14	87 112	0:10:25.19 0:10:37.39	85 92		<b>0:53:24.06</b>	+0:09:31.90
95	156	POLVERINO Blake	 AUS.POLV.1993	0:20:17.50 0:09:35.06	93 113	0:07:27.38 0:09:35.06	98 113	0:05:35.14 0:05:27.61	112 101	0:10:37.39 0:10:47.16	92 99		<b>0:53:32.47</b>	+0:09:40.31
96	148	GREGORY Bryan	 CAN.GREB.1995	0:20:41.21 0:09:27.08	105 107	0:07:19.25 0:09:27.08	94 107	0:05:27.61 0:05:27.61	101 101	0:10:47.16 0:10:47.16	99 99		<b>0:53:42.31</b>	+0:09:50.15



# Crankworx Canadian Open Enduro presented by Specialized

Whistler, Canada  
August 13, 2017



## RESULTS OVERALL

Pos	Plate	Name Team	Nat EMBA	Stage 1	Pos	Stage 2	Pos	Stage 3	Pos	Stage 4	Pos	Penalties	Time	Gap	
<b>MEN</b>															
97	152	MCLEOD Leith		0:20:56.12	110	0:07:44.77	111	0:05:18.51	82	0:10:44.90	97		<b>0:53:43.54</b>	+0:09:51.38	
			CAN.MCLL.1982	0:08:59.24	89										
98	117	CRAWFORD Takoda		0:20:32.50	101	0:07:06.44	83	0:05:22.54	90	0:10:40.56	94		<b>0:53:48.28</b>	+0:09:56.12	
			CAN.CRAT.1995	0:10:06.24	120										
99	307	DAVIS Jackson		0:21:10.82	115	0:07:27.85	99	0:05:21.60	85	0:10:52.31	102		<b>0:53:48.33</b>	+0:09:56.17	
				0:08:55.75	82										
100	130	MICHAELS Gus		0:20:43.09	106	0:07:37.65	108	0:05:38.35	114	0:11:10.03	109		<b>0:54:16.25</b>	+0:10:24.09	
			USA.MICG.1991	0:09:07.13	95										
101	119	ROBERTSON Mike		0:21:17.68	117	0:07:20.41	95	0:05:29.37	103	0:10:46.42	98		<b>0:54:20.19</b>	+0:10:28.03	
			NZL.ROBM.1988	0:09:26.31	106										
102	135	CHUBEY Mitch		0:20:08.52	90	0:07:53.21	116	0:05:21.76	86	0:10:57.70	103	0:01:00.00	<b>0:54:38.75</b>	+0:10:46.59	
			CAN.CHUM.1989	0:09:17.56	102										
103	25	BORGES Jose BH-Miranda Racing Team		0:17:35.96	17	0:06:27.10	33	0:04:58.97	39	0:17:17.42	121		<b>0:54:49.80</b>	+0:10:57.64	
			POR.BORJ.1990	0:08:30.35	61										
104	323	TAYLOR Mark		0:21:09.70	113	0:08:07.85	119	0:05:18.30	80	0:10:59.71	104		<b>0:54:51.73</b>	+0:10:59.57	
				0:09:16.17	101										
105	322	DOBIE Aaron		0:20:25.29	98	0:07:30.09	102	0:05:18.33	81	0:12:38.77	118		<b>0:54:56.96</b>	+0:11:04.80	
				0:09:04.48	93										
106	121	FRANCOGLIO Ulysse		0:22:45.21	128	0:07:07.97	84	0:05:24.14	93	0:10:50.65	101		<b>0:54:58.85</b>	+0:11:06.69	
			FRA.FRAU.1990	0:08:50.88	73										
107	326	ROBSON Dexter		0:20:53.99	109	0:07:37.27	107	0:05:42.08	117	0:11:08.96	108		<b>0:55:04.82</b>	+0:11:12.66	
				0:09:42.52	117										
108	319	CHALMERS Douglas		0:21:58.61	123	0:07:12.17	87	0:05:33.50	106	0:11:05.43	107		<b>0:55:08.59</b>	+0:11:16.43	
				0:09:18.88	103										
109	311	GAETE CRUZ Euro Joaquin		0:22:13.53	125	0:07:28.37	100	0:05:37.73	113	0:10:41.18	96		<b>0:55:09.09</b>	+0:11:16.93	
				0:09:08.28	96										
110	317	CORRIGAN Nate		0:21:34.88	120	0:07:53.47	117	0:05:38.45	115	0:11:03.75	105		<b>0:55:39.39</b>	+0:11:47.23	
				0:09:28.84	109										
111	140	SMITH Jimmy		0:22:19.24	126	0:07:45.68	112	0:05:44.27	118	0:11:04.00	106		<b>0:56:00.11</b>	+0:12:07.95	
			USA.SMIJ.1994	0:09:06.92	94										
112	118	BOWMAN Kyle		0:22:21.41	127	0:07:49.59	113	0:05:41.79	116	0:11:35.00	113		<b>0:56:51.40</b>	+0:12:59.24	
			USA.BOWK.1996	0:09:23.61	104										



# Crankworx Canadian Open Enduro presented by Specialized

Whistler, Canada  
August 13, 2017



## RESULTS OVERALL

Pos	Plate	Name Team	Nat EMBA	Stage 1	Pos	Stage 2	Pos	Stage 3	Pos	Stage 4	Pos	Penalties	Time	Gap
<b>MEN</b>														
113	116	BOWMAN Nate	USA.BOWN.1996	0:21:54.51	121	0:08:19.31	122	0:05:34.80	111	0:11:43.84	114		<b>0:57:05.01</b>	+0:13:12.85
				0:09:32.55	111									
114	154	WILDING Tim	NZL.WILT.1983	0:22:55.13	129	0:07:49.96	114	0:05:33.72	108	0:11:18.96	110		<b>0:57:12.03</b>	+0:13:19.87
				0:09:34.26	112									
115	134	SMITH Dan	GBR.SMID.1992	0:22:13.13	124	0:07:56.94	118	0:05:46.50	120	0:12:09.60	116		<b>0:57:52.78</b>	+0:14:00.62
				0:09:46.61	119									
116	115	SIGNORELLI Gerry	USA.SIGG.1984	0:21:26.38	119	0:07:53.00	115	0:05:54.15	121	0:13:02.61	120		<b>0:57:57.26</b>	+0:14:05.10
				0:09:41.12	116									
117	62	MAY Ludovic	SUI.MAYL.1989	0:27:39.35	135	0:06:56.41	77	0:05:10.42	61	0:10:17.39	78		<b>0:58:51.24</b>	+0:14:59.08
				0:08:47.67	71									
118	126	GRANT Laird	USA.GRAL.1995	0:23:53.12	131	0:08:21.79	123	0:05:56.06	122	0:11:34.24	112		<b>0:59:29.45</b>	+0:15:37.29
				0:09:44.24	118									
119	316	O'SULLIVAN Karl		0:24:09.04	132	0:08:25.16	125	0:05:44.99	119	0:12:57.69	119		<b>1:01:29.83</b>	+0:17:37.67
				0:10:12.95	121									
120	137	TAYLOR Riley	AUS.TAYR.1994	0:23:05.08	130	0:09:05.88	127	0:06:20.30	124	0:12:27.77	117		<b>1:01:58.90</b>	+0:18:06.74
				0:10:59.87	122									
121	320	MATTHEWS Peter		0:21:57.17	122	0:08:08.15	120	0:05:33.61	107	0:19:12.29	122		<b>1:04:30.82</b>	+0:20:38.66
				0:09:39.60	114									
122	325	SMALLMAN Kevin		0:35:59.07	140	0:08:23.09	124	0:05:56.40	123	0:11:50.09	115		<b>1:11:49.28</b>	+0:27:57.12
				0:09:40.63	115									
DSQ	100	CHIANG Sheng Shan	TPE.CHIS.1994	0:29:01.88		0:06:17.15		0:05:15.97		0:16:01.25				
				0:08:08.31										
DNF	4	MAES Martin GT Factory Racing	BEL.MAEM.1997	0:17:19.51	7	0:05:59.84	3	0:04:37.24	3					
DNF	104	DAY Mike Giant Factory Off-Road Team	USA.DAYM.1984	0:20:39.04	103	0:07:43.20	110	0:05:13.11	68					
DNF	120	ALBERT Dan	USA.ALBD.1992	0:20:22.08	96	0:08:16.00	121	0:05:28.23	102					
DNF	34	KELLEY Cody Yeti Fox Shox	USA.KELC.1994	0:17:46.65	22	0:06:30.72	40							
DNF	60	MYSIK Milan	CZE.MYSM.1993	0:19:28.95	73	0:06:53.77	71							





# Crankworx Canadian Open Enduro presented by Specialized

Whistler, Canada  
August 13, 2017



## RESULTS OVERALL

Pos	Plate	Name Team	Nat EMBA	Stage 1	Pos	Stage 2	Pos	Stage 3	Pos	Stage 4	Pos	Penalties	Time	Gap
<b>MEN</b>														
DNF	110	JONES Vivian Forest of Dean Gravity Team	GBR.JONV.1992	0:19:45.18	83	0:07:41.16	109							
DNF	46	HUTCHENS Chris	GBR.HUTC.1989	0:19:40.02	81	0:10:15.92	129							
DNF	89	SCHUMANN Max	GER.SCHM.1987	0:21:09.60	112	0:23:38.80	130							
DNF	66	FLOCKHART Sam	GBR.FLOS.1993	0:18:26.69	42									
DNF	53	DAVIS Jubal Yeti Fox Shox	USA.DAVJ.1990	0:19:33.07	75									
DNF	151	SKOGLAND Dan	CAN.SKOD.1983	0:20:26.65	99									
DNF	302	CADHAM William		0:21:17.69	118									
DNF	61	WILLIAMS Robert	GBR.WILR.1990	0:24:43.71	133									
DNF	125	HENRICKSEN Philip	CAN.HENP.1986	0:26:55.40	134									
DNF	313	BUFFAT Arnaud		0:28:06.42	136									
DNF	11	KEENE Curtis Specialized Racing	USA.KEEC.1981	0:28:22.23	137									
DNF	48	PANOZZO Christopher	AUS.PANC.1987	0:29:21.41	138									
DNF	84	DE COL Marco Team CMC Cycling Experience	ITA.DECM.1993	0:31:22.06	139									
DNF	22	GRAVES Jared Specialized Racing	AUS.GRAJ.1982											
DNF	83	OSTROSKI Peter	USA.OSTP.1989											
DNF	36	WRIGHT Keegan	NZL.WRIK.1996											



# Crankworx Canadian Open Enduro presented by Specialized

Whistler, Canada  
August 13, 2017



## RESULTS OVERALL

Pos	Plate	Name Team	Nat EMBA	Stage 1	Pos	Stage 2	Pos	Stage 3	Pos	Stage 4	Pos	Penalties	Time	Gap
<b>MEN</b>														
DNF	57	KANGAS Alexander	SWE.KANA.1990											
DNF	127	MITCHELL Thomas	GBR.MITT.1994											
DNF	145	NEVELSON Josh	USA.NEVJ.1992											
<b>MEN   Amateur</b>														
1	831	LAYZELL Dylan		<u>0:19:30.59</u>	1	<u>0:07:10.76</u>	2	<u>0:05:07.37</u>	1	<u>0:09:54.36</u>	1		<b>0:50:09.98</b>	
				<u>0:08:26.90</u>	1									
2	802	SMITH Harrison		0:19:49.12	2	0:07:29.43	8	0:05:10.00	2	0:10:17.52	3		<b>0:51:24.09</b>	+0:01:14.11
				0:08:38.02	2									
3	806	TREMBLAY Jacob		0:19:53.89	3	<u>0:07:05.90</u>	1	0:05:12.75	3	0:10:29.44	7		<b>0:51:40.89</b>	+0:01:30.91
				0:08:58.91	3									
4	801	WILSON Craig		0:20:27.18	4	0:07:25.66	7	0:05:16.15	4	0:10:27.52	6		<b>0:52:46.90</b>	+0:02:36.92
				0:09:10.39	6									
5	843	LYONS Josh		0:20:36.70	5	0:07:37.29	12	0:05:22.86	6	0:10:13.62	2		<b>0:53:07.73</b>	+0:02:57.75
				0:09:17.26	8									
6	851	MCKAY Nathan		0:20:43.14	6	0:07:14.62	5	0:05:23.46	7	0:10:40.17	9		<b>0:53:16.31</b>	+0:03:06.33
				0:09:14.92	7									
7	827	RACINE Guillaume		0:21:16.91	11	0:07:14.57	4	0:05:29.68	9	0:10:21.99	5		<b>0:53:55.81</b>	+0:03:45.83
				0:09:32.66	12									
8	845	PONT Jeff		0:20:43.80	7	0:08:10.49	18	0:05:21.33	5	0:10:39.30	8		<b>0:54:36.30</b>	+0:04:26.32
				0:09:41.38	16									
9	847	KAZIMER Michael		0:21:17.51	12	0:07:23.64	6	0:05:35.04	12	0:10:48.80	11		<b>0:54:49.32</b>	+0:04:39.34
				0:09:44.33	18									
10	829	BARBER Nicholas		0:21:22.85	14	0:07:34.50	11	0:05:34.01	11	0:10:55.79	13		<b>0:55:12.23</b>	+0:05:02.25
				0:09:45.08	19									
11	846	ALLISON Mark		0:21:40.39	15	0:07:12.79	3	0:06:41.79	34	0:10:21.78	4		<b>0:55:18.58</b>	+0:05:08.60
				0:09:21.83	9									
12	828	GOODWIN Simon		0:20:51.61	8	0:07:44.50	14	0:05:38.96	15	0:11:03.25	15		<b>0:55:19.54</b>	+0:05:09.56
				0:10:01.22	25									



# Crankworx Canadian Open Enduro presented by Specialized

Whistler, Canada  
August 13, 2017



## RESULTS OVERALL

Pos	Plate	Name Team	Nat EMBA	Stage 1	Pos	Stage 2	Pos	Stage 3	Pos	Stage 4	Pos	Penalties	Time	Gap
<b>MEN   Amateur</b>														
13	850	JONES Bob		0:21:43.75 0:09:52.12	16 22	0:07:33.99	10	0:05:28.76	8	0:10:44.02	10		<b>0:55:22.64</b>	+0:05:12.66
14	832	BUNBURY Bobby		0:21:16.48 0:09:40.71	10 15	0:07:47.91	15	0:05:42.06	17	0:11:18.92	19		<b>0:55:46.08</b>	+0:05:36.10
15	809	WOOLTORTON Liam		0:21:21.59 0:09:22.52	13 10	0:08:29.03	21	0:05:41.09	16	0:11:02.86	14		<b>0:55:57.09</b>	+0:05:47.11
16	824	GRILLET Fred		0:22:02.93 0:09:38.73	17 13	0:07:30.32	9	0:05:35.88	13	0:11:10.68	17		<b>0:55:58.54</b>	+0:05:48.56
17	822	COLEMAN Tim		0:21:11.21 0:09:39.63	9 14	0:07:55.05	16	0:05:42.37	18	0:11:44.88	22		<b>0:56:13.14</b>	+0:06:03.16
18	823	READY Vincent		0:23:43.12 0:09:03.06	21 4	0:08:00.05	17	0:05:37.08	14	0:10:52.33	12		<b>0:57:15.64</b>	+0:07:05.66
19	805	SINGER Zach		0:23:07.37 0:09:54.11	20 23	0:08:42.97	25	0:05:48.21	19	0:11:13.37	18		<b>0:58:46.03</b>	+0:08:36.05
20	817	WEBB Tom		0:22:44.99 0:09:27.15	19 11	0:08:39.62	23	0:06:02.27	22	0:12:01.62	24		<b>0:58:55.65</b>	+0:08:45.67
21	819	FRY Shaun		0:25:38.35 0:09:08.29	30 5	0:07:43.88	13	0:05:32.53	10	0:11:04.41	16		<b>0:59:07.46</b>	+0:08:57.48
22	808	HARWOOD Joel		0:23:52.96 0:09:48.40	22 21	0:08:12.60	19	0:05:51.51	20	0:11:45.18	23		<b>0:59:30.65</b>	+0:09:20.67
23	812	WEAMES James		0:24:06.71 0:09:42.06	24 17	0:08:25.50	20	0:05:53.56	21	0:11:26.25	20		<b>0:59:34.08</b>	+0:09:24.10
24	826	FOULKE Tobin		0:22:34.22 0:10:40.67	18 30	0:08:58.14	27	0:06:18.27	29	0:12:04.10	25		<b>1:00:35.40</b>	+0:10:25.42
25	825	SMILOV George		0:24:21.09 0:10:29.49	25 27	0:08:40.28	24	0:06:05.17	24	0:12:17.05	27		<b>1:01:53.08</b>	+0:11:43.10
26	811	SANCHES Andre		0:24:29.09 0:09:57.02	26 24	0:09:10.93	30	0:06:11.23	26	0:12:37.79	29		<b>1:02:26.06</b>	+0:12:16.08
27	834	HUMMEL Thomas		0:25:10.42 0:10:33.82	28 28	0:09:06.65	29	0:06:02.99	23	0:12:04.55	26		<b>1:02:58.43</b>	+0:12:48.45
28	815	BALL Micheal		0:23:59.64 0:10:34.00	23 29	0:08:57.06	26	0:06:07.53	25	0:13:21.74	33		<b>1:02:59.97</b>	+0:12:49.99



# Crankworx Canadian Open Enduro presented by Specialized

Whistler, Canada  
August 13, 2017



## RESULTS OVERALL

Pos	Plate	Name Team	Nat EMBA	Stage 1	Pos	Stage 2	Pos	Stage 3	Pos	Stage 4	Pos	Penalties	Time	Gap
<b>MEN   Amateur</b>														
29	841	PINCHES Bryan		0:25:35.85	29	0:09:02.24	28	0:06:31.10	33	0:12:53.06	31		<b>1:04:50.47</b>	+0:14:40.49
				0:10:48.22	32									
30	839	SALLADAY Matt		0:25:50.86	32	0:09:26.48	31	0:06:25.67	32	0:12:43.40	30	0:01:00.00	<b>1:06:13.76</b>	+0:16:03.78
				0:10:47.35	31									
31	840	VERBOVEN Leroy		0:26:49.30	35	0:09:31.92	32	0:06:15.90	27	0:12:31.89	28		<b>1:06:37.06</b>	+0:16:27.08
				0:11:28.05	35									
32	852	CALAM Jeff		0:25:41.95	31	0:10:11.69	33	0:06:23.35	31	0:13:14.14	32		<b>1:06:57.74</b>	+0:16:47.76
				0:11:26.61	34									
33	835	DONALDSON Derek		0:26:45.84	34	0:11:32.67	36	0:07:22.94	36	0:13:42.09	35		<b>1:09:49.74</b>	+0:19:39.76
				0:10:26.20	26									
34	837	LONGMUIR Colin		0:26:24.19	33	0:10:33.61	34	0:06:20.47	30	0:13:38.85	34	0:05:00.00	<b>1:12:53.51</b>	+0:22:43.53
				0:10:56.39	33									
35	810	BOGNER Yuri		0:52:10.04	39	0:08:33.44	22	0:06:16.54	28	0:11:38.50	21		<b>1:28:26.01</b>	+0:38:16.03
				0:09:47.49	20									
36	836	ROSSET Jonathan		0:29:03.71	37	0:11:22.02	35	0:06:51.79	35	0:24:31.20	36		<b>1:35:50.33</b>	+0:45:40.35
				0:24:01.61	36									
DNF	838	FLINN Jacob		0:24:59.48	27									
DNF	833	MENY Nicolas		0:28:18.31	36									
DNF	848	DUPELLE Mathieu		0:34:34.03	38									
DNF	821	COURTNEY Luke												
<b>MEN   Master 40+</b>														
1	721	RYAN Matt		0:19:17.80	2	<u>0:06:26.92</u>	<u>1</u>	<u>0:04:55.95</u>	<u>1</u>	0:09:47.83	2		<b>0:49:03.54</b>	
				0:08:35.04	2									
2	701	AMOUR Karim BH-Miranda Racing Team	 FRA.AMOK.1975	<u>0:19:16.25</u>	<u>1</u>	0:07:13.09	4	0:05:17.96	4	<u>0:09:44.51</u>	<u>1</u>		<b>0:50:01.06</b>	+0:00:57.52
				<u>0:08:29.25</u>	<u>1</u>									
3	704	HOLE Woody Hope Factory Racing	 GBR.HOLW.1967	0:19:49.87	3	0:07:04.13	2	0:05:17.64	3	0:10:24.51	4		<b>0:51:33.91</b>	+0:02:30.37
				0:08:57.76	4									



# Crankworx Canadian Open Enduro presented by Specialized

Whistler, Canada  
August 13, 2017



## RESULTS OVERALL

Pos	Plate	Name Team	Nat EMBA	Stage 1	Pos	Stage 2	Pos	Stage 3	Pos	Stage 4	Pos	Penalties	Time	Gap
<b>MEN   Master 40+</b>														
4	702	BRODERICK Michael		0:20:12.44	4	0:07:05.25	3	0:05:15.16	2	0:10:23.62	3		<b>0:51:53.69</b>	+0:02:50.15
			USA.BROM.1973	0:08:57.22	3									
5	706	PHILLIPS Botsy		0:20:59.61	6	0:07:43.91	8	0:05:22.73	6	0:10:46.08	5		<b>0:54:00.99</b>	+0:04:57.45
			USA.PHIB.1976	0:09:08.66	5									
6	705	GREENWOOD Dan		0:21:16.33	7	0:07:30.61	6	0:05:26.42	7	0:10:48.67	6		<b>0:54:24.29</b>	+0:05:20.75
			GBR.GRED.1975	0:09:22.26	8									
7	709	KROEGER Shane		0:21:19.06	8	0:07:33.64	7	0:05:35.98	11	0:11:05.46	10		<b>0:54:43.81</b>	+0:05:40.27
			CAN.KROS.1976	0:09:09.67	6									
8	724	GOLDSTRAW Carl		0:20:54.71	5	0:07:50.85	9	0:05:37.91	12	0:11:02.88	9		<b>0:55:09.52</b>	+0:06:05.98
				0:09:43.17	11									
9	708	SCOTT Darren		0:21:52.96	11	0:08:03.39	12	0:05:35.93	10	0:10:55.62	7		<b>0:55:44.00</b>	+0:06:40.46
			GBR.SCOD.1971	0:09:16.10	7									
10	728	DAVID Jerome		0:21:39.79	9	0:08:34.10	18	0:05:30.65	9	0:11:08.31	11		<b>0:56:22.41</b>	+0:07:18.87
				0:09:29.56	10									
11	723	MARSHALL Rich		0:22:52.15	16	0:07:23.03	5	0:05:30.17	8	0:11:01.52	8		<b>0:56:36.48</b>	+0:07:32.94
				0:09:49.61	12									
12	703	CIZINSKY Milan		0:22:34.77	13	0:08:26.63	15	0:05:42.55	13	0:12:12.93	20		<b>0:58:22.15</b>	+0:09:18.61
			CZE.CIZM.1974	0:09:25.27	9									
13	726	WITWICKI Edward		0:22:40.78	15	0:08:17.85	14	0:05:52.44	18	0:11:37.49	13		<b>0:58:22.52</b>	+0:09:18.98
				0:09:53.96	13									
14	714	CHUPA Brad		0:22:59.91	17	0:08:05.67	13	0:05:55.80	20	0:11:24.49	12		<b>0:58:26.60</b>	+0:09:23.06
			CAN.CHUB.1972	0:10:00.73	14									
15	710	JACOB John		0:22:23.81	12	0:08:27.37	16	0:05:48.69	14	0:11:45.97	16		<b>0:58:52.54</b>	+0:09:49.00
			NZL.JACJ.1968	0:10:26.70	21									
16	719	PAFFENBERGER David		0:22:38.60	14	0:08:31.26	17	0:05:51.76	17	0:11:55.37	18		<b>0:59:01.69</b>	+0:09:58.15
			CAN.PFAD.1971	0:10:04.70	16									
17	725	TODD Stephen		0:23:22.19	18	0:08:50.04	20	0:05:50.16	15	0:11:41.69	14		<b>0:59:45.31</b>	+0:10:41.77
				0:10:01.23	15									
18	715	MAXWELL Daniel		0:23:55.70	20	0:09:01.86	22	0:06:02.98	21	0:11:45.84	15		<b>1:00:52.69</b>	+0:11:49.15
			USA.MAXD.1976	0:10:06.31	17									
19	727	ADDARIO Chris		0:25:36.87	24	0:07:58.62	10	0:05:50.45	16	0:11:46.12	17		<b>1:01:18.63</b>	+0:12:15.09
				0:10:06.57	18									

## RESULTS OVERALL

Pos	Plate	Name Team	Nat EMBA	Stage 1	Pos	Stage 2	Pos	Stage 3	Pos	Stage 4	Pos	Penalties	Time	Gap
<b>MEN   Master 40+</b>														
20	713	ZORTEA Carlo Team CMC Cycling Experience	 ITA.ZORC.1965	0:23:34.16	19	0:09:27.01	25	0:05:55.68	19	0:12:03.50	19		<b>1:01:21.91</b>	+0:12:18.37
21	730	SEIFRED Jeff	 CAN	0:24:45.27	21	0:08:40.42	19	0:06:33.04	24	0:12:33.33	21		<b>1:02:51.71</b>	+0:13:48.17
22	712	PIRES Armando	 BRA.PIRA.1974	0:25:26.25	22	0:09:03.73	23	0:06:20.38	23	0:12:49.99	23		<b>1:04:07.95</b>	+0:15:04.41
23	731	SCHLENDER Michael	 CAN	0:25:34.05	23	0:09:03.86	24	0:06:45.93	25	0:12:46.78	22		<b>1:04:59.04</b>	+0:15:55.50
24	720	EGAN Jeff	 CAN	0:27:13.47	25	0:08:56.76	21	0:06:17.48	22	0:13:00.13	24		<b>1:06:25.24</b>	+0:17:21.70
25	716	COHEN Glen	 USA.COHG.1971	0:28:59.09	26	0:10:58.73	26	0:06:49.71	26	0:14:01.21	25		<b>1:11:48.99</b>	+0:22:45.45
26	732	DODSON Mark	 GBR	0:29:11.59	27	0:11:07.26	27	0:07:03.22	27	0:14:52.52	27		<b>1:13:44.66</b>	+0:24:41.12
27	718	AGUIAR Marcelo	 BRA.AGUM.1977	0:34:07.36	28	0:11:50.79	28	0:07:04.22	28	0:14:23.08	26	0:01:00.00	<b>1:20:17.23</b>	+0:31:13.69
DNF	729	DE VALL Judd	 USA	0:21:43.71	10	0:08:01.42	11	0:05:21.01	5	0:16:15.81	28			
<b>MEN   Under 21</b>														
1	609	LEYEN Max	 CAN.LEYM.1997	<u>0:17:37.83</u>	1	0:06:23.32	2	0:05:00.17	6	0:09:36.00	2		<b>0:47:06.79</b>	
2	601	CALLAGHAN Killian	 IRL.CALK.1997	0:18:07.26	3	0:06:29.32	5	0:04:55.11	2	<u>0:09:35.14</u>	1		<b>0:47:37.42</b>	+0:00:30.63
3	610	VERNER Rhys	 CAN.VERR.1997	0:18:02.26	2	<u>0:06:20.23</u>	1	0:05:03.63	7	0:09:41.74	3		<b>0:47:45.06</b>	+0:00:38.27
4	608	BURNS Pedro	 CHI.BURP.1997	0:18:08.09	4	0:06:28.66	4	0:04:57.50	4	0:09:42.55	5		<b>0:48:00.39</b>	+0:00:53.60
5	606	MADEREGGER Kevin	 AUT.MADK.1997	0:19:01.42	8	0:06:23.61	3	0:04:56.63	3	0:09:42.32	4		<b>0:48:54.50</b>	+0:01:47.71
6	607	FRIEL Ben	 NZL.FRIB.1997	0:19:04.85	9	0:06:54.63	14	0:04:58.33	5	0:09:47.65	6		<b>0:49:10.72</b>	+0:02:03.93



# Crankworx Canadian Open Enduro presented by Specialized

Whistler, Canada  
August 13, 2017



## RESULTS OVERALL

Pos	Plate	Name Team	Nat EMBA	Stage 1	Pos	Stage 2	Pos	Stage 3	Pos	Stage 4	Pos	Penalties	Time	Gap
<b>MEN   Under 21</b>														
7	605	SCHEMMEL Daniel Cube Action Team	 AUT.SCHD.1997	0:18:51.46	6	0:06:41.58	6	0:05:03.78	8	0:10:00.35	7		<b>0:49:18.84</b>	+0:02:12.05
8	619	FITZGERALD Henry	 CAN.FITZ.1998	0:18:45.86	5	0:06:51.61	10	0:05:12.10	18	0:10:06.67	14		<b>0:49:26.27</b>	+0:02:19.48
9	647	WALL Evan		0:18:55.09	7	0:06:43.68	7	0:05:10.37	14	0:10:00.69	9		<b>0:49:44.25</b>	+0:02:37.46
10	603	SECONDI Nathan	 FRA.SECN.1999	0:19:15.99	10	0:06:52.66	12	0:05:06.40	10	0:10:02.38	10		<b>0:49:50.13</b>	+0:02:43.34
11	613	NASON Duncan Yeti Fox Shox	 USA.NASD.1999	0:19:21.30	11	0:07:05.70	23	0:05:13.19	19	0:10:14.27	18		<b>0:50:41.87</b>	+0:03:35.08
12	611	TORRALBA Gabriel	 ESP.TORG.1997	0:19:30.43	14	0:06:51.92	11	0:05:11.98	17	0:10:15.58	20		<b>0:50:42.70</b>	+0:03:35.91
13	604	RONZON Erwin Team CMC Cycling Experience	 ITA.RONE.1997	0:19:50.13	16	0:07:01.40	17	0:05:08.27	12	0:10:02.49	11		<b>0:50:51.26</b>	+0:03:44.47
14	612	LUCAS Cole	 NZL.LUCC.1998	0:20:03.01	18	0:07:03.97	19	0:05:10.88	15	0:10:14.45	19		<b>0:51:15.99</b>	+0:04:09.20
15	631	MEYERS Layton	 USA.MEYL.2000	0:19:23.84	12	0:07:04.73	22	0:05:19.10	24	0:10:21.26	21		<b>0:51:24.04</b>	+0:04:17.25
16	622	LOMBARDI Matthew	 RSA.LOMM.1997	0:19:42.67	15	0:07:02.56	18	0:05:11.82	16	0:10:00.42	8		<b>0:51:39.78</b>	+0:04:32.99
17	643	TOOKE Jacob	 CAN.TOOJ.1999	0:19:52.99	17	0:07:20.83	27	0:05:28.86	31	0:10:05.19	12		<b>0:51:41.42</b>	+0:04:34.63
18	655	MCCULLOCH Max		0:20:19.47	25	0:06:58.55	16	0:05:09.75	13	0:10:05.36	13		<b>0:51:53.33</b>	+0:04:46.54
19	635	WOOLLEY Scott	 GBR.WOOS.1997	0:20:17.21	23	0:06:57.26	15	0:05:06.37	9	0:10:52.98	32		<b>0:51:56.27</b>	+0:04:49.48
20	616	DEVLIN Jack	 IRL.DEVJ.1999	0:19:27.51	13	0:07:37.51	33	0:05:21.76	26	0:10:34.66	24		<b>0:52:04.01</b>	+0:04:57.22
21	650	SANDERS Tristan		0:20:11.91	22	0:06:53.89	13	0:05:14.46	20	0:10:40.46	26		<b>0:52:08.27</b>	+0:05:01.48
22	615	RUBERY Samuel	 AUS.RUBS.1997	0:21:00.40	31	0:07:04.53	20	0:05:07.21	11	0:10:07.99	15		<b>0:52:09.31</b>	+0:05:02.52



# Crankworx Canadian Open Enduro presented by Specialized

Whistler, Canada  
August 13, 2017



## RESULTS OVERALL

Pos	Plate	Name Team	Nat EMBA	Stage 1	Pos	Stage 2	Pos	Stage 3	Pos	Stage 4	Pos	Penalties	Time	Gap
<b>MEN   Under 21</b>														
23	621	CATROPA Noah		0:20:07.45	21	0:07:13.52	25	0:05:18.23	22	0:10:49.14	28		<b>0:52:13.48</b>	+0:05:06.69
			USA.CATN.1997	0:08:45.14	12									
24	614	PEARCE Blake		0:20:24.81	27	0:07:25.90	29	0:05:16.27	21	0:10:12.47	16		<b>0:52:30.03</b>	+0:05:23.24
			AUS.PEAB.1997	0:09:10.58	27									
25	644	MCAULEY Jessie		0:20:03.74	19	0:07:04.55	21	0:05:31.03	33	0:10:51.65	31		<b>0:52:42.27</b>	+0:05:35.48
			CAN.MCAJ.2000	0:09:11.30	28									
26	645	SILVERTHORNE Alex		0:20:22.09	26	0:07:14.94	26	0:05:22.37	28	0:10:24.35	23		<b>0:52:52.73</b>	+0:05:45.94
				0:09:28.98	33									
27	627	GIBB Josh DFT Racing		0:21:05.30	33	0:07:37.91	34	0:05:21.13	25	0:10:13.45	17		<b>0:53:08.22</b>	+0:06:01.43
			USA.GIBJ.1998	0:08:50.43	17									
28	639	HEAD Harry		0:20:18.55	24	0:07:45.86	36	0:05:31.06	34	0:10:54.79	33		<b>0:53:19.50</b>	+0:06:12.71
			CAN.HEAH.1997	0:08:49.24	16									
29	629	BEAN Nicolas		0:20:27.68	28	0:07:33.07	32	0:05:27.22	29	0:10:55.16	34		<b>0:53:27.18</b>	+0:06:20.39
			USA.BEAN.1999	0:09:04.05	23									
30	618	SERRA Paul Yeti Fox Shox		0:21:27.29	35	0:07:30.12	30	0:05:18.67	23	0:10:35.42	25		<b>0:53:30.74</b>	+0:06:23.95
			USA.SERP.2000	0:08:39.24	7									
31	649	KRASNY Carter		0:20:04.57	20	0:07:12.56	24	0:05:22.26	27	0:12:16.56	43		<b>0:54:08.13</b>	+0:07:01.34
			CAN.KRAC.1999	0:09:12.18	29									
32	624	WEYMAN Tyler		0:20:32.91	29	0:08:07.74	41	0:05:28.39	30	0:10:49.23	29		<b>0:54:22.18</b>	+0:07:15.39
			USA.WEYT.1999	0:09:23.91	32									
33	634	CORMACK Jack		0:20:48.42	30	0:07:24.00	28	0:05:44.66	39	0:10:50.26	30		<b>0:54:32.59</b>	+0:07:25.80
			CAN.CORJ.2000	0:09:45.25	40									
34	626	HOLE Daniel Hope Factory Racing		0:21:00.65	32	0:07:31.96	31	0:05:34.47	35	0:11:06.08	35		<b>0:54:42.33</b>	+0:07:35.54
			GBR.HOLD.1999	0:09:29.17	34									
35	620	KOEN Matthew		0:22:23.29	38	0:07:43.77	35	<u>0:04:54.02</u>	<u>1</u>	0:10:23.53	22		<b>0:55:56.61</b>	+0:08:49.82
			USA.KOEM.1998	0:10:32.00	43									
36	625	MURDOCH Conrad		0:22:28.88	39	0:07:48.53	37	0:05:38.18	36	0:11:08.28	36		<b>0:57:01.62</b>	+0:09:54.83
			CAN.MURC.1997	0:09:57.75	42									
37	633	CLAYPOOL Travis		0:22:03.36	37	0:09:22.36	45	0:05:43.48	37	0:11:29.65	38		<b>0:57:47.98</b>	+0:10:41.19
			USA.CLAT.2000	0:09:09.13	26									
38	623	KEEN Logan		0:22:41.93	40	0:08:00.61	39	0:05:46.18	40	0:11:41.42	40		<b>0:57:53.72</b>	+0:10:46.93
			CAN.KEEL.2000	0:09:43.58	39									





# Crankworx Canadian Open Enduro presented by Specialized

Whistler, Canada  
August 13, 2017



## RESULTS OVERALL

Pos	Plate	Name Team	Nat EMBA	Stage 1	Pos	Stage 2	Pos	Stage 3	Pos	Stage 4	Pos	Penalties	Time	Gap
<b>MEN   Under 21</b>														
39	653	MARANGONI Joshua		0:21:16.65	34	0:08:03.90	40	0:07:43.20	45	0:11:34.43	39		<b>0:58:07.63</b>	+0:11:00.84
				0:09:29.45	35									
40	636	MCLAUGHLIN Wyatt		0:21:33.00	36	0:08:53.16	43	0:06:21.72	43	0:12:24.16	44		<b>0:58:50.96</b>	+0:11:44.17
			CAN.MCLW.1998	0:09:38.92	37									
41	652	POULSON Anthony		0:25:46.91	47	0:07:53.20	38	0:05:29.41	32	0:10:48.56	27		<b>0:59:04.88</b>	+0:11:58.09
				0:09:06.80	24									
42	632	GARBUIO Riccardo Team CMC Cycling Experience		0:23:32.09	43	0:08:48.62	42	0:05:44.38	38	0:11:49.22	41	0:01:00.00	<b>1:00:51.67</b>	+0:13:44.88
			ITA.GARR.1999	0:09:57.36	41									
43	637	NADASKAI Steven		0:23:53.58	46	0:08:58.94	44	0:06:02.09	42	0:12:08.33	42		<b>1:01:52.53</b>	+0:14:45.74
			USA.NADS.1998	0:10:49.59	44									
44	602	BLAHA Vojtech		0:28:45.53	48	0:06:50.78	9	0:06:37.76	44	0:11:08.46	37		<b>1:02:57.78</b>	+0:15:50.99
			CZE.BLAV.1999	0:09:35.25	36									
DNF	648	WOOLLEY Kasper		0:42:01.22	50	0:06:49.95	8	0:05:47.62	41					
DNF	630	BUCHANAN Brayden		0:22:54.37	41									
			USA.BUCB.1999											
DNF	654	ABRAHAM Felix		0:23:01.29	42							0:05:00.00		
DNF	641	GARD Bailey		0:23:43.60	44									
			USA.GARB.1997											
DNF	646	MANT Evan		0:23:45.90	45									
DNF	642	REEDER Ben		0:41:31.86	49									
			USA.REEB.1999											
DNF	638	FIEREK Max		0:50:02.33	51							0:05:00.00		
			USA.FIEM.1999											
DNF	651	GUIBERT Ruben												
<b>WOMEN</b>														
1	1	RAVANEL Cecile Commençal Vallnord Enduro Team		<u>0:19:35.62</u>	<u>1</u>	<u>0:07:21.04</u>	<u>1</u>	<u>0:05:24.29</u>	<u>1</u>	<u>0:10:19.93</u>	<u>1</u>		<b>0:51:26.42</b>	
			FRA.RAVC.1981	<u>0:08:45.54</u>	<u>1</u>									



# Crankworx Canadian Open Enduro presented by Specialized

Whistler, Canada  
August 13, 2017



## RESULTS OVERALL

Pos	Plate	Name Team	Nat EMBA	Stage 1	Pos	Stage 2	Pos	Stage 3	Pos	Stage 4	Pos	Penalties	Time	Gap	
<b>WOMEN</b>															
2	2	COURDURIER Isabeau SUNN	FRA.COUI.1994	0:19:58.08 0:08:56.89	2	0:07:26.11 2	2	0:05:26.99	2	0:10:44.03	3		<b>0:52:32.10</b>	+0:01:05.68	
3	6	WINTON Katy Trek Factory Racing	GBR.WINK.1993	0:20:22.45 0:08:59.97	3	0:07:32.24 3	3	0:05:40.43	6	0:11:11.00	7		<b>0:53:46.09</b>	+0:02:19.67	
4	3	GEHRIG Anita Ibis Cycles Enduro Race Team	SUI.GEHA.1987	0:20:44.24 0:09:14.77	4	0:07:41.46 8	5	0:05:32.32	3	0:10:52.47	4		<b>0:54:05.26</b>	+0:02:38.84	
5	404	LANTHIER NADEAU Andréane Rocky Mountain Urge BP	CAN.LANA.1993	0:21:06.50 0:09:03.40	6	0:07:45.48 4	6	0:05:40.00	5	0:10:42.89	2		<b>0:54:18.27</b>	+0:02:51.85	
6	4	THOMA Ines Canyon Factory Enduro Team	GER.THOI.1989	0:21:12.87 0:09:19.97	7	0:07:41.07 11	4	0:05:44.22	8	0:11:11.07	8		<b>0:55:09.20</b>	+0:03:42.78	
7	401	KOREM Noga ISR.KORN.1991	ISR.KORN.1991	0:21:02.32 0:09:11.13	5	0:07:56.78 6	9	0:05:45.16	9	0:11:18.25	9		<b>0:55:13.64</b>	+0:03:47.22	
8	5	GEHRIG Carolin Ibis Cycles Enduro Race Team	SUI.GEHC.1987	0:21:25.95 0:09:14.45	10	0:08:12.75 7	11	0:05:40.74	7	0:11:06.66	5		<b>0:55:40.55</b>	+0:04:14.13	
9	439	ESPINEIRA Florencia 0:09:15.60		0:21:35.63 0:09:15.60	11	0:07:46.36 9	7	0:05:55.47	10	0:11:10.37	6		<b>0:55:43.43</b>	+0:04:17.01	
10	7	BARAONA Bex GBR.BARB.1993	GBR.BARB.1993	0:21:56.27 0:09:16.13	15	0:07:47.65 10	8	0:05:37.41	4	0:11:25.50	10		<b>0:56:02.96</b>	+0:04:36.54	
11	403	MORRISON Raewyn Giant Factory Off-Road Team	NZL.MORR.1989	0:21:23.27 0:09:30.01	9	0:08:01.21 12	10	0:06:00.83	11	0:11:43.81	11		<b>0:56:39.13</b>	+0:05:12.71	
12	405	MILLER Miranda Specialized Racing	CAN.MILM.1990	0:21:44.13 0:09:10.25	13	0:08:25.58 5	13	0:06:02.28	12	0:12:13.73	16		<b>0:57:35.97</b>	+0:06:09.55	
13	402	COOK Becky GBR.COOB.1986	GBR.COOB.1986	0:21:20.48 0:09:56.42	8	0:08:22.75 15	12	0:06:04.08	13	0:12:06.78	13		<b>0:57:50.51</b>	+0:06:24.09	
14	417	CHAPPETTA Christina USA.CHAC.1989	USA.CHAC.1989	0:21:44.72 0:09:50.71	14	0:08:29.03 14	14	0:06:09.14	14	0:12:04.21	12		<b>0:58:17.81</b>	+0:06:51.39	
15	416	BATTISTA Laura CAN.BATL.1988	CAN.BATL.1988	0:22:56.60 0:10:22.20	17	0:08:44.38 21	16	0:06:11.68	16	0:12:10.21	15		<b>1:00:25.07</b>	+0:08:58.65	
16	419	PICTON Leonie AUS.PICL.1986	AUS.PICL.1986	0:22:27.15 0:09:42.50	16	0:09:03.78 13	18	0:06:28.51	21	0:12:48.85	20		<b>1:00:30.79</b>	+0:09:04.37	
17	420	PHELAN Britt CAN.PHEB.1991	CAN.PHEB.1991	0:23:31.20 0:10:01.93	19	0:09:12.51 16	21	0:06:21.40	17	0:12:16.89	17		<b>1:01:23.93</b>	+0:09:57.51	



# Crankworx Canadian Open Enduro presented by Specialized

Whistler, Canada  
August 13, 2017



## RESULTS OVERALL

Pos	Plate	Name Team	Nat EMBA	Stage 1	Pos	Stage 2	Pos	Stage 3	Pos	Stage 4	Pos	Penalties	Time	Gap
<b>WOMEN</b>														
18	440	MARSHALL Julie		0:23:28.05	18	0:10:18.20	29	0:06:11.36	15	0:12:07.91	14		<b>1:02:22.27</b>	+0:10:55.85
				0:10:16.75	18									
19	441	ROSE Megan		0:24:05.81	22	0:09:07.27	20	0:06:25.16	19	0:12:33.18	18		<b>1:02:29.30</b>	+0:11:02.88
				0:10:17.88	19									
20	423	FLOOD Shelly	 AUS.FLOS.1991	0:23:45.93	21	0:10:07.39	28	0:06:39.13	23	0:13:07.90	23		<b>1:04:02.10</b>	+0:12:35.68
				0:10:21.75	20									
21	427	MURDOCK Porsha	 USA.MURP.1991	0:24:58.38	28	0:09:32.56	25	0:06:22.39	18	0:12:45.38	19		<b>1:04:04.86</b>	+0:12:38.44
				0:10:26.15	22									
22	409	SHARP Katherine Hope Factory Racing	 GBR.SHAK.1994	0:24:37.00	24	0:09:39.92	26	0:06:48.30	27	0:13:37.14	28		<b>1:04:52.77</b>	+0:13:26.35
				0:10:10.41	17									
23	411	STRAIT Rachel GT Factory Racing	 USA.THRR.1988	0:24:16.18	23	0:09:15.56	23	0:07:00.65	28	0:13:55.52	30		<b>1:05:03.26</b>	+0:13:36.84
				0:10:35.35	23									
24	410	PAGEAU Rachel Devinci Global Racing	 CAN.PAGR.1995	0:24:52.56	27	0:08:55.75	17	0:06:33.87	22	0:13:45.28	29		<b>1:05:07.20</b>	+0:13:40.78
				0:10:59.74	25									
25	414	MCHUGH Jennifer	 CAN.MCHJ.1995	0:25:40.23	33	0:09:06.37	19	0:06:40.12	24	0:13:00.58	22		<b>1:05:15.74</b>	+0:13:49.32
				0:10:48.44	24									
26	445	ROTTENBERG Bekah		0:24:42.91	26	0:09:31.17	24	0:06:44.99	26	0:13:31.24	27		<b>1:05:52.09</b>	+0:14:25.67
				0:11:21.78	29									
27	434	SPITTLEHOUSE Katie	 CAN.SPIK.1991	0:27:05.72	34	0:10:05.26	27	0:06:40.98	25	0:13:11.71	24		<b>1:08:29.55</b>	+0:17:03.13
				0:11:25.88	30									
28	425	PEARSON Cati	 NZL.PEAC.1990	0:25:07.63	29	0:10:57.66	32	0:07:02.85	29	0:13:26.41	26		<b>1:08:35.42</b>	+0:17:09.00
				0:12:00.87	33									
29	435	MCTAVISH Jennifer	 CAN.MCTJ.1996	0:25:33.94	31	0:10:31.78	31	0:07:19.00	32	0:14:15.72	31		<b>1:08:54.07</b>	+0:17:27.65
				0:11:13.63	28									
30	413	GREGG Lauren Fuji Bikes	 USA.GREL.1991	0:27:26.84	37	0:11:50.38	35	0:07:08.59	30	0:13:16.92	25		<b>1:10:42.53</b>	+0:19:16.11
				0:10:59.80	26									
31	436	LEGGETT Alicia	 USA.LEGA.1995	0:27:10.41	35	0:10:24.08	30	0:07:16.46	31	0:14:40.38	32	0:01:00.00	<b>1:12:15.82</b>	+0:20:49.40
				0:11:44.49	31									
32	418	MOORE Sarah	 CAN.MOOS.1990	0:32:48.82	41	0:09:14.34	22	0:06:25.63	20	0:12:59.75	21		<b>1:12:37.45</b>	+0:21:11.03
				0:11:08.91	27									
33	444	SICK Clairmarie		0:30:29.31	40	0:11:40.78	34	0:07:26.42	33	0:15:34.40	33		<b>1:17:03.65</b>	+0:25:37.23
				0:11:52.74	32									



# Crankworx Canadian Open Enduro presented by Specialized

Whistler, Canada  
August 13, 2017















## RESULTS OVERALL

Pos	Plate	Name Team	Nat EMBA	Stage 1	Pos	Stage 2	Pos	Stage 3	Pos	Stage 4	Pos	Penalties	Time	Gap
<b>WOMEN</b>														
34	412	BARNES Hannah Specialized Racing	GBR.BARH.1986	0:29:35.44	38	0:11:30.87	33	0:08:09.02	34	0:15:44.67	34		1:17:53.02	+0:26:26.60
DNF	407	BALANCHE Camille Norco Enduro Racing	SUI.BALC.1990	0:21:38.82	12	0:08:32.11	15							
DNF	408	GALYEAN Anne Yeti Fox Shox	USA.GALA.1986	0:23:42.50	20									
DNF	415	LEISHMAN Sarah	CAN.LEIS.1980	0:24:40.21	25									
DNF	428	PAVON Alexandra	USA.PAVA.1994	0:25:19.01	30									
DNF	422	MOLLOY Tegan	AUS.MOLT.1996	0:25:40.17	32									
DNF	421	MULDOON Michelle	IRL.MULM.1980	0:27:20.47	36									
DNF	433	SABELHAUS Emily	USA.SABE.1984	0:29:41.41	39									
DNF	437	VALENCIA Sandra	COL.VALS.1984	0:35:33.83	42									
DNF	430	ANDERSON Ileana	USA.ANDI.1987	0:50:42.75	43									

### WOMEN | Amateur

1	523	BARIL Genevieve		0:26:47.09	4	<u>0:09:42.56</u>	<u>1</u>	0:06:52.12	2	<u>0:13:25.79</u>	<u>1</u>		1:08:04.19	
2	522	PACAKOVA Michaela		0:26:23.12	2	0:10:20.22	3	0:07:12.56	4	0:13:38.14	2		1:09:23.58	+0:01:19.39
3	524	PERROTT Jo		0:26:26.52	3	0:10:47.67	4	0:06:54.09	3	0:14:15.80	3		1:11:37.11	+0:03:32.92
4	521	THATCHER Jillian		0:28:13.39	6	0:10:59.09	5	0:07:26.79	5	0:15:00.72	5		1:13:42.58	+0:05:38.39
5	519	MCLEAN Kirby		0:27:00.05	5	0:11:55.58	7	<u>0:06:47.87</u>	<u>1</u>	0:14:59.83	4		1:14:29.18	+0:06:24.99

## RESULTS OVERALL

Pos	Plate	Name Team	Nat EMBA	Stage 1	Pos	Stage 2	Pos	Stage 3	Pos	Stage 4	Pos	Penalties	Time	Gap
<b>WOMEN   Amateur</b>														
6	525	FERRAGI Beatriz		0:29:25.73	7	0:11:39.99	6	0:07:38.81	6	0:16:30.67	6		<b>1:17:28.46</b>	+0:09:24.27
				0:12:13.26	4									
DNF	520	PETERS Jo		<u>0:26:15.77</u>	1	0:10:19.38	2							
<b>WOMEN   Master 40+</b>														
1	514	DEVALL Chrissy		<u>0:25:58.88</u>	1	0:10:39.60	2	0:07:05.77	2	<u>0:13:23.90</u>	1		<b>1:08:26.66</b>	
				0:11:18.51	1									
2	511	MCCONNELOUG Mary	 USA.MCCM.1971	0:28:03.78	2	<u>0:10:28.27</u>	1	<u>0:07:01.56</u>	1	0:13:52.32	2		<b>1:11:52.61</b>	+0:03:25.95
				0:12:26.68	3									
3	515	DECK Penny		0:30:37.88	3	0:10:48.14	3	0:07:36.80	4	0:16:17.50	4		<b>1:16:55.67</b>	+0:08:29.01
				0:11:35.35	2									
4	512	AULT Kelly	 USA.AULK.1971	0:30:53.96	4	0:11:43.99	4	0:07:26.49	3	0:15:58.57	3		<b>1:20:18.00</b>	+0:11:51.34
				0:14:14.99	4									
DNF	513	SINCLAIR Patricia		0:34:38.20	5									
<b>WOMEN   Under 21</b>														
1	501	GILL Martha	 GBR.GILM.1997	0:25:49.77	3	<u>0:09:43.01</u>	1	0:06:45.94	2	0:13:33.61	2		<b>1:06:59.69</b>	
				0:11:07.36	2									
2	502	MELTON Elena	 GBR.MELE.1997	<u>0:24:15.14</u>	1	0:17:23.86	5	<u>0:06:16.68</u>	1	<u>0:12:29.49</u>	1		<b>1:10:53.19</b>	+0:03:53.50
				<u>0:10:28.02</u>	1									
3	503	LAWTON Abigale	 GBR.LAWA.1998	0:29:00.57	4	0:12:11.76	3	0:07:26.96	3	0:16:42.31	3		<b>1:18:49.04</b>	+0:11:49.35
				0:13:27.44	3									
DNF	506	LONG Julia		0:29:20.52	5	0:10:14.84	2							
DNF	504	WESTERMANN Lia	 USA.WESL.1998	0:25:31.50	2	0:12:29.49	4					0:01:00.00		
DNF	505	RABY Amber	 USA.RABA.1998											

## Penalties

Plate	Name	Penalty	Details
79	PRUDENCIO Nicolas	00:01:00	Late start at rollout
100	CHIANG Sheng Shan	DSQ	Equipment change
135	CHUBEY Mitch	00:01:00	Late start at rollout
436	LEGGETT Alicia	00:01:00	Late start at stage 2
504	WESTERMANN Lia	00:01:00	Late start at stage 2
632	GARBUIO Riccardo	00:01:00	Late start at rollout
638	FIEREK Max	00:05:00	Late start at stage 2
654	ABRAHAM Felix	00:05:00	Late start at stage 2
718	AGUIAR Marcelo	00:01:00	Late start at stage 2
837	LONGMUIR Colin	00:05:00	Late start at stage 2
839	SALLADAY Matt	00:01:00	Late start at stage 2