


RESULTS OVERALL

Pos	Plate	Name Team	Nat EWS number	Stage 1PRO Stage 5	Pos Pos	Stage 2 Stage 6	Pos Pos	Stage 3Q	Pos	Stage 4	Pos	Penalties	Time	Gap
MEN														
1	3	MELAMED Jesse Rocky Mountain Race Face	 CAN.1992.21596	0:03:16.27 0:04:09.75	2 3	<u>0:04:37.72</u> 0:03:12.73	1 3	0:08:29.25	22	<u>0:03:06.52</u>	1		0:26:52.24	
2	13	MAES Martin Orbea FOX Enduro Team	 BEL.1997.21636	0:03:18.48 0:04:11.13	5 4	0:04:50.39 0:03:10.90	10 2	0:08:15.92	3	0:03:09.08	5		0:26:55.90	+0:00:03.66
3	10	WALKER Matthew Pivot Factory Racing	 NZL.1990.21846	<u>0:03:16.18</u> 0:04:13.00	1 6	0:04:55.72 0:03:16.25	23 11	0:08:16.05	4	0:03:09.46	8		0:27:06.66	+0:00:14.42
4	28	RUDEAU Alex Commencal Enduro Project	 FRA.1996.25071	0:03:19.95 0:04:15.03	7 9	0:04:44.00 0:03:13.75	5 5	0:08:24.06	14	0:03:13.72	28		0:27:10.51	+0:00:18.27
5	21	MASTERS Edward Pivot Factory Racing	 NZL.1989.22590	0:03:23.19 0:04:12.44	13 5	0:04:51.98 0:03:15.53	12 7	0:08:20.71	9	0:03:08.69	4		0:27:12.54	+0:00:20.30
6	11	LUKASIK Slawomir Canyon CLLTV Dainese	 POL.1993.24876	0:03:28.25 0:04:14.94	31 8	0:04:53.61 0:03:14.91	16 6	0:08:16.10	5	0:03:10.95	14		0:27:18.76	+0:00:26.52
7	60	MENJOU Irene Sunn French Connexion By Alpe D'Huez	 FRA.1995.22122	0:03:25.66 0:04:19.54	19 20	0:04:50.10 0:03:19.19	9 20	0:08:15.37	2	0:03:10.70	12		0:27:20.56	+0:00:28.32
8	22	LUCAS Cole Ibis Enduro Team	 NZL.1998.23013	0:03:25.75 0:04:13.14	20 7	0:04:55.23 0:03:19.25	22 21	0:08:16.98	6	0:03:10.30	11		0:27:20.65	+0:00:28.41
9	64	PETERSON Colton	 USA.1999.30493	0:03:26.67 0:04:15.45	23 11	0:04:55.10 0:03:16.96	20 13	0:08:19.83	8	0:03:09.34	7		0:27:23.35	+0:00:31.11
10	54	HILL Samuel Nukeproof SRAM Factory Racing	 AUS.1985.21775	0:03:32.96 0:04:15.81	50 13	0:04:50.85 0:03:16.91	11 12	0:08:21.85	11	0:03:08.38	2		0:27:26.76	+0:00:34.52
11	6	TORDO Dimitri Canyon Collective	 FRA.1993.21764	0:03:22.15 0:04:19.97	10 24	0:04:48.97 0:03:20.27	7 24	0:08:28.70	20	0:03:10.90	13		0:27:30.96	+0:00:38.72
12	32	PERSAK Vid Orbea FOX Enduro Team	 SLO.1996.22810	0:03:30.52 0:04:19.94	39 23	0:04:48.79 0:03:18.10	6 16	0:08:20.90	10	0:03:14.77	32		0:27:33.02	+0:00:40.78

RESULTS OVERALL

Pos	Plate	Name Team	Nat EWS number	Stage 1 PRO Stage 5	Pos Pos	Stage 2 Stage 6	Pos Pos	Stage 3Q	Pos	Stage 4	Pos	Penalties	Time	Gap
MEN														
13	4	MIQUEL Kevin Specialized Racing	 FRA.1991.21704	0:03:24.18 0:04:16.36	14 14	0:05:00.63 0:03:17.59	33 14	0:08:28.26	18	0:03:08.43	3		0:27:35.45	+0:00:43.21
14	16	MURRAY Charles Specialized Racing	 NZL.1996.22752	0:03:21.60 0:04:15.35	9 10	0:05:08.21 0:03:18.91	51 19	0:08:27.30	17	0:03:10.10	10		0:27:41.47	+0:00:49.23
15	37	KANGAS Oliwer	 SWE.1992.33903	0:03:30.01 0:04:19.79	33 22	0:04:53.05 0:03:25.38	14 44	0:08:23.40	13	0:03:09.90	9		0:27:41.53	+0:00:49.29
16	29	JEANDEL Louis Commencal Enduro Project	 FRA.1998.22140	0:03:27.36 0:04:24.20	26 36	0:04:49.81 0:03:22.95	8 31	0:08:24.12	15	0:03:13.37	26		0:27:41.81	+0:00:49.57
17	83	BEAUPRE Max	 USA.2000.24581	0:03:24.85 0:04:18.85	16 19	0:04:58.84 0:03:16.04	28 10	0:08:33.27	27	0:03:11.66	17		0:27:43.51	+0:00:51.27
18	51	SECONDI Nathan Fulgur Factory Team	 FRA.1999.22133	0:03:25.10 0:04:17.75	18 17	0:04:53.36 0:03:23.33	15 34	0:08:34.07	28	0:03:11.05	15		0:27:44.66	+0:00:52.42
19	63	NESTOROFF Nikolas	 USA.1999.36915	0:03:22.29 0:04:19.62	11 21	0:04:54.77 0:03:30.67	19 69	0:08:28.61	19	0:03:09.09	6		0:27:45.05	+0:00:52.81
20	33	TEXTOR Christian Team BULLS	 GER.1990.22845	0:03:31.82 0:04:20.97	45 25	0:04:55.20 0:03:18.41	21 17	0:08:29.37	23	0:03:14.00	29		0:27:49.77	+0:00:57.53
21	2	RUDE JR Richard Yeti / Fox Factory Team	 USA.1995.21739	0:03:17.11 0:04:54.18	3 101	0:04:38.38 0:03:53.05	2 106	<u>0:08:01.41</u>	<u>1</u>	0:03:12.40	22		0:27:56.53	+0:01:04.29
22	53	STORR Alex Forbidden Synthesis	 GBR.2001.31009	0:03:22.84 0:04:21.77	12 27	0:04:52.37 0:03:25.25	13 42	0:08:39.58	36	0:03:14.93	34		0:27:56.74	+0:01:04.50
23	26	CALLAGHAN Gregory Devinci Global Racing	 IRL.1991.21827	0:03:32.41 0:04:28.22	48 48	0:04:57.33 0:03:22.04	27 29	0:08:25.15	16	0:03:12.29	21		0:27:57.44	+0:01:05.20
24	5	BORGES Jose Canyon Collective	 POR.1990.21669	0:03:31.67 0:04:16.75	44 15	0:05:01.30 0:03:17.69	37 15	0:08:36.70	33	0:03:13.71	27		0:27:57.82	+0:01:05.58

RESULTS OVERALL

Pos	Plate	Name Team	Nat EWS number	Stage 1PRO Stage 5	Pos Pos	Stage 2 Stage 6	Pos Pos	Stage 3Q	Pos	Stage 4	Pos	Penalties	Time	Gap
MEN														
25	23	VERNER Rhys Forbidden Synthesis	 CAN.1997.22407	0:03:21.38 0:04:17.67	8 16	0:05:22.92 0:03:25.47	88 45	0:08:22.05	12	0:03:11.53	16		0:28:01.02	+0:01:08.78
26	80	OSBORNE Marco	 USA.1992.21762	0:03:27.21 0:04:24.03	24 34	0:04:54.27 0:03:25.01	17 40	0:08:38.45	34	0:03:14.10	30		0:28:03.07	+0:01:10.83
27	24	GAUVIN Remi Rocky Mountain Race Face	 CAN.1992.21624	0:03:35.97 0:04:18.64	59 18	0:05:01.05 0:03:26.95	35 51	0:08:29.04	21	0:03:12.70	23		0:28:04.35	+0:01:12.11
28	30	LARBEOU Guillaume Commencal Enduro Project	 FRA.1994.25575	0:03:35.64 0:04:21.77	56 27	0:04:57.19 0:03:23.87	26 36	0:08:35.15	30	0:03:12.97	25		0:28:06.59	+0:01:14.35
29	49	CAMOIN Francescu Specialized Racing	 FRA.2001.23545	0:03:30.36 0:04:24.22	37 37	0:05:00.83 0:03:20.82	34 26	0:08:36.52	32	0:03:16.05	39		0:28:08.80	+0:01:16.56
30	8	DAILLY Adrien Lapierre Zipp Collective	 FRA.1996.21677	0:03:24.91 0:04:26.13	17 44	0:05:04.23 0:03:24.60	46 38	0:08:32.60	26	0:03:16.64	41		0:28:09.11	+0:01:16.87
31	34	STUTTARD Mathew Polygon Factory Racing	 GBR.1993.21661	0:03:30.69 0:04:22.35	40 32	0:05:09.69 0:03:19.50	57 22	0:08:32.55	25	0:03:15.22	35		0:28:10.00	+0:01:17.76
32	50	GARAY TAMAYO Iago Santa Cruz X SRAM	 ESP.1991.21707	0:03:31.60 0:04:23.75	43 33	0:05:04.42 0:03:19.63	47 23	0:08:36.10	31	0:03:15.58	36		0:28:11.08	+0:01:18.84
33	35	WALL Evan Devinci Global Racing	 CAN.1999.23531	0:03:24.33 0:04:21.90	15 29	0:04:57.08 0:03:25.05	25 41	0:08:49.40	51	0:03:15.73	37		0:28:13.49	+0:01:21.25
34	52	STONE Brady Polygon Factory Racing	 NZL.2000.23119	0:03:30.06 0:04:21.90	34 29	0:04:59.75 0:03:18.45	32 18	0:08:48.00	49	0:03:16.88	42		0:28:15.04	+0:01:22.80
35	86	MORSE Adam	 USA.1985.22980	0:03:32.02 0:04:22.30	46 31	0:05:02.26 0:03:26.98	40 52	0:08:41.08	38	0:03:11.93	18		0:28:16.57	+0:01:24.33
36	66	FRANCK Gilles	 BEL.2000.22291	0:03:32.59 0:04:29.39	49 54	0:04:54.73 0:03:23.03	18 32	0:08:39.75	37	0:03:17.88	44		0:28:17.37	+0:01:25.13













RESULTS OVERALL

Pos	Plate	Name Team	Nat EWS number	Stage 1PRO Stage 5	Pos Pos	Stage 2 Stage 6	Pos Pos	Stage 3Q	Pos	Stage 4	Pos	Penalties	Time	Gap
MEN														
37	78	SMITH Jimmy	 USA.1994.22251	0:03:27.76 0:04:24.43	27 38	0:05:01.25 0:03:21.02	36 27	0:08:43.02	39	0:03:20.25	54		0:28:17.73	+0:01:25.49
38	56	BLAIR Lachlan Orange Factory Racing	 GBR.1995.21426	0:03:27.94 0:04:30.29	29 58	0:04:56.42 0:03:23.32	24 33	0:08:47.87	47	0:03:16.56	40		0:28:22.40	+0:01:30.16
39	14	DENIAUD Youn Giant Factory Off-Road	 FRA.1996.22994	0:03:19.61 0:04:09.22	6 2	0:04:39.75 0:03:13.63	3 4	0:08:19.07	7	0:04:42.58	107		0:28:23.86	+0:01:31.62
40	15	HEAP Elliott Nukeproof SRAM Factory Racing	 GBR.1998.21783	0:03:26.25 0:04:20.97	21 25	0:05:38.70 0:03:15.62	101 8	0:08:32.15	24	0:03:12.08	19		0:28:25.77	+0:01:33.53
41	31	VEZINA McKay Giant Factory Off-Road	 CAN.1995.21632	0:03:27.24 0:04:15.80	25 12	0:05:01.69 0:03:15.87	38 9	0:09:17.38	79	0:03:12.22	20		0:28:30.20	+0:01:37.96
42	19	VENDEMMIA Mirco Cannondale Enduro	 ITA.1998.21871	0:03:31.14 0:04:29.50	41 55	0:04:58.94 0:03:26.88	29 50	0:08:43.87	40	0:03:20.37	55		0:28:30.70	+0:01:38.46
43	79	SELF Daniel	 NZL.1998.21834	0:03:34.45 0:04:25.27	53 40	0:05:03.65 0:03:21.30	44 28	0:08:47.91	48	0:03:19.52	49		0:28:32.10	+0:01:39.86
44	27	GRAHAM Innes	 GBR.1996.35188	0:03:26.34 0:04:25.69	22 42	0:05:05.96 0:03:20.79	48 25	0:09:03.40	68	0:03:12.90	24		0:28:35.08	+0:01:42.84
45	36	KRASNY Carter	 CAN.1999.22027	0:03:31.18 0:04:26.75	42 46	0:05:02.16 0:03:23.63	39 35	0:08:56.68	59	0:03:14.90	33		0:28:35.30	+0:01:43.06
46	96	STERCKX Nathan RST Enduro Team	 CAN.2001.22631	0:03:34.81 0:04:29.84	54 57	0:05:06.60 0:03:25.77	49 47	0:08:39.43	35	0:03:19.05	47		0:28:35.50	+0:01:43.26
47	87	WEBER Basil	 SUI.1992.35964	0:03:27.81 0:04:24.03	28 34	0:05:09.89 0:03:22.71	58 30	0:08:53.65	55	0:03:18.83	46		0:28:36.92	+0:01:44.68
48	61	BLAHA Vojtech	 CZE.1999.22684	0:03:29.88 0:04:28.85	32 53	0:05:11.34 0:03:27.93	62 55	0:08:45.45	43	0:03:21.76	62		0:28:45.21	+0:01:52.97













EWS Sugarloaf

Maine, USA
20 & 21 August 2022

RESULTS OVERALL

Pos	Plate	Name Team	Nat EWS number	Stage 1PRO Stage 5	Pos Pos	Stage 2 Stage 6	Pos Pos	Stage 3Q	Pos	Stage 4	Pos	Penalties	Time	Gap
MEN														
49	132	SEDIVY Damon	 USA.1999.24610	0:03:39.72 0:04:28.56	70 51	0:05:09.03 0:03:28.59	53 59	0:08:45.73	44	0:03:18.48	45		0:28:50.11	+0:01:57.87
50	92	WOLFE Daniel Polygon Factory Racing	 IRL.1988.22250	0:03:37.00 0:04:32.54	64 68	0:05:10.60 0:03:29.36	59 63	0:08:44.92	42	0:03:19.53	50		0:28:53.95	+0:02:01.71
51	102	REECE Quinn Yeti / Fox Factory Team	 USA.2000.23029	0:03:46.37 0:04:26.08	88 43	0:05:13.49 0:03:25.31	68 43	0:08:45.73	44	0:03:17.54	43		0:28:54.52	+0:02:02.28
52	104	RICHARDSON John	 NZL.1999.22929	0:03:35.94 0:04:39.27	58 84	0:04:59.70 0:03:32.34	31 74	0:08:52.90	54	0:03:19.90	52		0:29:00.05	+0:02:07.81
53	68	KING Riley	 AUS.2001.23512	0:03:40.53 0:04:31.56	72 63	0:05:03.70 0:03:32.73	45 75	0:08:48.90	50	0:03:23.16	67		0:29:00.58	+0:02:08.34
54	58	MORGAN Myles	 USA.2001.24399	0:03:33.73 0:04:28.67	51 52	0:05:02.50 0:03:29.51	41 66	0:09:05.10	70	0:03:22.90	65		0:29:02.41	+0:02:10.17
55	67	HARRIS Bradley Theory Racing p/b ProBikeKit	 NZL.2001.27637	0:03:50.22 0:04:25.59	99 41	0:05:03.13 0:03:37.17	42 88	0:08:46.71	46	0:03:20.60	56		0:29:03.42	+0:02:11.18
56	106	VAUGHAN Gavin	 USA.1986.22711	0:03:36.82 0:04:28.35	63 49	0:05:17.91 0:03:24.79	76 39	0:08:57.21	60	0:03:21.18	59		0:29:06.26	+0:02:14.02
57	57	BURNS CONTRERAS Pedro Trek Factory Racing	 CHI.1997.21729	0:03:30.40 0:04:24.83	38 39	0:05:24.73 0:03:26.38	92 49	0:08:59.33	64	0:03:21.37	61		0:29:07.04	+0:02:14.80
58	82	OSTROSKI Peter	 USA.1989.21717	0:03:38.40 0:04:35.20	67 75	0:05:07.00 0:03:29.14	50 60	0:08:56.62	58	0:03:22.80	64		0:29:09.16	+0:02:16.92
59	91	LESLIE Shane	 USA.1996.22174	0:03:36.25 0:04:33.45	61 70	0:05:17.80 0:03:26.20	75 48	0:08:56.58	57	0:03:19.82	51		0:29:10.10	+0:02:17.86
60	62	WARNET Manu	 NED.2001.26267	0:03:45.02 0:04:34.12	85 72	0:05:14.13 0:03:28.48	70 57	0:08:44.85	41	0:03:24.68	74		0:29:11.28	+0:02:19.04













RESULTS OVERALL

Pos	Plate	Name Team	Nat EWS number	Stage 1PRO Stage 5	Pos Pos	Stage 2 Stage 6	Pos Pos	Stage 3Q	Pos	Stage 4	Pos	Penalties	Time	Gap
MEN														
61	89	WILSON Thomas Orange Factory Racing	 GBR.2000.22553	0:03:35.59 0:04:37.30	55 81	0:05:19.68 0:03:29.46	82 65	0:08:49.82	52	0:03:24.35	71		0:29:16.20	+0:02:23.96
62	81	SEDLAK Max	 USA.2000.22259	0:03:41.41 0:04:30.85	77 61	0:05:12.46 0:03:29.23	67 61	0:08:55.80	56	0:03:27.28	82		0:29:17.03	+0:02:24.79
63	72	PFEIL Max	 GER.1998.27442	0:03:36.22 0:04:30.50	60 60	0:05:15.50 0:03:34.37	73 79	0:09:02.22	66	0:03:19.95	53		0:29:18.76	+0:02:26.52
64	117	MOONEY Scott	 USA.1998.32465	0:03:44.73 0:04:33.14	84 69	0:05:21.29 0:03:29.92	86 67	0:08:50.90	53	0:03:20.88	57		0:29:20.86	+0:02:28.62
65	95	KAHN David	 USA.2000.23224	0:03:37.23 0:04:35.87	65 76	0:05:12.05 0:03:27.68	64 54	0:09:02.36	67	0:03:27.50	84		0:29:22.69	+0:02:30.45
66	97	MCCUTCHEON Trevor	 USA.1999.31137	0:03:28.16 0:04:31.48	30 62	0:05:12.27 0:03:25.60	66 46	0:09:18.37	82	0:03:27.45	83		0:29:23.33	+0:02:31.09
67	65	HEINIGER Nils	 NZL.1999.25218	0:03:42.35 0:04:32.10	78 64	0:05:09.58 0:03:31.92	55 72	0:09:04.47	69	0:03:24.35	71		0:29:24.77	+0:02:32.53
68	88	TOOKE Jacob	 CAN.1999.22078	0:03:35.80 0:04:36.78	57 79	0:05:14.21 0:03:28.21	71 56	0:09:10.90	72	0:03:21.86	63		0:29:27.76	+0:02:35.52
69	74	JANSER Robin Swiss Enduro Team by Giant	 SUI.2000.25837	0:03:41.30 0:04:34.15	75 73	0:05:25.97 0:03:33.07	94 77	0:09:01.25	65	0:03:19.05	47		0:29:34.79	+0:02:42.55
70	85	MCANDREW Alex	 USA.1990.22928	0:03:42.39 0:04:33.95	79 71	0:05:15.12 0:03:32.84	72 76	0:09:07.71	71	0:03:23.39	70		0:29:35.40	+0:02:43.16
71	109	DRISCOLL Matthew	 USA.2001.31598	0:03:47.06 0:04:26.52	89 45	0:05:18.58 0:03:28.54	79 58	0:09:20.40	83	0:03:16.03	38		0:29:37.13	+0:02:44.89
72	119	DESPRES MORIN Benjamin	 CAN.1995.39474	0:03:37.58 0:04:29.54	66 56	0:05:18.57 0:03:31.54	78 70	0:09:22.78	87	0:03:21.25	60		0:29:41.26	+0:02:49.02

EWS Sugarloaf

Maine, USA
20 & 21 August 2022


RESULTS OVERALL

Pos	Plate	Name Team	Nat EWS number	Stage 1PRO Stage 5	Pos Pos	Stage 2 Stage 6	Pos Pos	Stage 3Q	Pos	Stage 4	Pos	Penalties	Time	Gap
MEN														
73	111	KARALUS Ben	 NZL.1998.32702	0:03:45.32 0:04:30.35	87 59	0:05:16.10 0:03:29.28	74 62	0:09:17.40	80	0:03:23.10	66		0:29:41.55	+0:02:49.31
74	101	BURKE Felix	 CAN.1996.31858	0:03:45.03 0:04:34.78	86 74	0:05:18.65 0:03:36.29	80 84	0:08:58.65	62	0:03:29.38	89		0:29:42.78	+0:02:50.54
75	84	ALLAIRE Isaac	 USA.1995.26395	0:03:41.34 0:04:32.16	76 65	0:05:08.75 0:03:29.40	52 64	0:09:26.68	88	0:03:25.35	75		0:29:43.68	+0:02:51.44
76	108	KELLEY Cody	 USA.1994.21757	0:03:40.18 0:04:36.55	71 78	0:05:12.05 0:03:27.47	64 53	0:08:58.81	63	0:03:50.42	106		0:29:45.48	+0:02:53.24
77	98	ROSSI Saben	 USA.1985.23371	0:03:43.86 0:04:32.26	82 66	0:05:18.18 0:03:36.64	77 86	0:09:11.75	74	0:03:27.25	81		0:29:49.94	+0:02:57.70
78	105	JOYE Cameron	 USA.1998.21721	0:03:41.13 0:04:32.28	74 67	0:05:09.52 0:03:31.87	54 71	0:09:31.00	93	0:03:25.75	77		0:29:51.55	+0:02:59.31
79	126	HEDLUND Samuel	 USA.1997.39517	0:03:48.64 0:04:41.13	92 88	0:05:13.93 0:03:35.09	69 82	0:09:12.50	75	0:03:25.69	76		0:29:56.98	+0:03:04.74
80	70	CAVAYE Andrew	 AUS.1996.24678	0:03:44.48 0:04:38.13	83 83	0:05:26.61 0:03:32.31	96 73	0:09:11.52	73	0:03:25.87	78		0:29:58.92	+0:03:06.68
81	77	MACARTHUR Glenn	 FRA.2000.22879	0:03:36.53 0:04:36.42	62 77	0:05:11.90 0:03:30.59	63 68	0:09:45.51	99	0:03:21.10	58		0:30:02.05	+0:03:09.81
82	118	SEBAS Matt	 USA.1989.21617	0:03:56.91 0:04:37.15	105 80	0:05:24.10 0:03:42.68	91 94	0:08:58.45	61	0:03:23.28	69		0:30:02.57	+0:03:10.33
83	114	ROBERT Keith	 USA.1990.31227	0:03:48.97 0:04:44.43	96 91	0:05:20.64 0:03:36.71	84 87	0:09:22.73	86	0:03:23.23	68		0:30:16.71	+0:03:24.47
84	90	JENSEN Henrik	 GBR.1998.25933	0:03:38.86 0:04:37.59	68 82	0:05:03.40 0:03:33.26	43 78	0:10:01.40	102	0:03:24.60	73		0:30:19.11	+0:03:26.87

EWS Sugarloaf

Maine, USA
20 & 21 August 2022








RESULTS OVERALL

Pos	Plate	Name Team	Nat EWS number	Stage 1PRO Stage 5	Pos Pos	Stage 2 Stage 6	Pos Pos	Stage 3Q	Pos	Stage 4	Pos	Penalties	Time	Gap
MEN														
85	123	CHAPDELAINE Simon	 CAN.1995.34674	0:03:52.64 0:04:40.16	101 85	0:05:20.95 0:03:34.63	85 80	0:09:22.53	84	0:03:31.19	92		0:30:22.10	+0:03:29.86
86	128	TREPANIER Samuel	 CAN.1994.38829	0:03:48.94 0:04:44.95	95 92	0:05:23.87 0:03:37.78	90 89	0:09:16.60	78	0:03:30.72	91		0:30:22.86	+0:03:30.62
87	110	LEONHARDT Konstantin	 GER.1996.35481	0:03:47.30 0:04:41.98	90 90	0:05:20.05 0:03:38.00	83 90	0:09:28.35	91	0:03:28.78	86		0:30:24.46	+0:03:32.22
88	121	CONTE Dylan	 USA.1993.22360	0:03:43.65 0:04:27.50	81 47	0:05:41.05 0:03:34.64	105 81	0:09:26.77	89	0:03:32.04	94		0:30:25.65	+0:03:33.41
89	116	SKIDMORE Sam	 USA.1994.34216	0:03:55.26 0:04:40.44	102 87	0:05:22.27 0:03:35.46	87 83	0:09:27.00	90	0:03:26.72	79		0:30:27.15	+0:03:34.91
90	94	CSEH Jesse	 NZL.1998.24905	0:03:49.38 0:04:51.80	98 99	0:05:23.80 0:03:39.05	89 92	0:09:14.63	77	0:03:29.12	88		0:30:27.78	+0:03:35.54
91	122	ALIX Dakota	 USA.1994.39368	0:03:48.09 0:04:41.35	91 89	0:05:25.90 0:03:42.85	93 95	0:09:29.01	92	0:03:31.77	93		0:30:38.97	+0:03:46.73
92	120	NICHOLSON Titus	 USA.2000.35168	0:04:22.24 0:04:40.40	112 86	0:05:19.29 0:03:36.29	81 84	0:09:13.91	76	0:03:29.00	87		0:30:41.13	+0:03:48.89
93	113	BARICH Leopold RDN Racing	 GER.1998.22342	0:03:49.13 0:04:45.73	97 94	0:05:38.11 0:03:38.68	100 91	0:09:22.60	85	0:03:30.28	90		0:30:44.53	+0:03:52.29
94	99	COUTURE Charles	 CAN.1999.29610	0:03:58.82 0:04:52.84	108 100	0:05:26.14 0:03:49.00	95 102	0:09:17.41	81	0:03:38.22	103		0:31:02.43	+0:04:10.19
95	93	HURLEY Joshua	 GBR.1995.27543	0:03:50.59 0:04:45.56	100 93	0:05:56.94 0:03:40.81	109 93	0:09:34.77	94	0:03:32.86	98		0:31:21.53	+0:04:29.29
96	127	DOTSENKO Paul	 USA.1987.22256	0:03:48.78 0:04:47.50	94 95	0:05:39.13 0:04:01.50	103 107	0:09:35.90	95	0:03:32.55	97		0:31:25.36	+0:04:33.12





RESULTS OVERALL

Pos	Plate	Name Team	Nat EWS number	Stage 1PRO Stage 5	Pos Pos	Stage 2 Stage 6	Pos Pos	Stage 3Q	Pos	Stage 4	Pos	Penalties	Time	Gap
MEN														
97	103	FREDERICKSEN GARCIA Tomas	CHI.2001.25553	0:03:55.41 0:04:48.60	103 96	0:05:39.08 0:03:47.89	102 99	0:09:42.68	97	0:03:36.81	100		0:31:30.47	+0:04:38.23
98	125	WOLOSZYN Aidan	USA.2001.33100	0:03:56.99 0:04:50.85	106 98	0:05:41.00 0:03:43.81	104 96	0:09:53.38	100	0:03:32.48	96		0:31:38.51	+0:04:46.27
99	129	POIRIER Sam	USA.1994.25645	0:03:57.62 0:04:49.66	107 97	0:05:47.84 0:03:48.00	106 100	0:10:10.68	105	0:03:43.05	105		0:32:16.85	+0:05:24.61
100	135	POIRIER Josh	USA.1989.25980	0:04:07.31 0:04:56.55	111 104	0:05:53.12 0:03:48.17	107 101	0:10:08.88	103	0:03:32.31	95		0:32:26.34	+0:05:34.10
101	130	LAGASSEY Justin	USA.1991.22065	0:03:56.18 0:04:54.31	104 102	0:05:35.91 0:03:45.35	99 97	0:09:44.23	98	0:03:37.75	101	0:01:00.00	0:32:33.73	+0:05:41.49
102	131	FORTIN FAUBERT Maxime	CAN.1990.34585	0:04:32.71 0:05:35.05	113 107	0:05:34.02 0:03:49.23	98 103	0:09:41.11	96	0:03:28.65	85		0:32:40.77	+0:05:48.53
103	115	SAMPSON Thomas	USA.1989.22982	0:04:06.90 0:04:56.68	110 105	0:05:54.55 0:03:50.70	108 105	0:10:26.65	106	0:03:42.27	104		0:32:57.75	+0:06:05.51
104	55	CONNELL Joseph Orange Factory Racing	GBR.1994.21745	0:03:34.43 0:04:28.38	52 50	0:04:59.32 0:03:24.48	30 37	0:08:34.97	29	0:03:14.50	31	0:05:00.00	0:33:16.08	+0:06:23.84
105	134	HEMPERLEY Austin	USA.1993.27060	0:03:48.66 0:04:55.58	93 103	0:12:45.04 0:03:50.51	111 104	0:10:34.47	107	0:03:37.78	102		0:39:32.04	+0:12:39.80
106	71	BOX Archie	GBR.1998.23201	0:03:42.64 0:05:04.50	80 106	0:13:18.90 0:03:45.38	112 98	0:10:08.88	103	0:03:34.20	99		0:39:34.50	+0:12:42.26
107	1	MOIR Jack Canyon Collective	AUS.1994.33430	0:03:18.31 <u>0:04:05.79</u>	4 <u>1</u>	0:04:40.50 <u>0:03:08.40</u>	4 <u>1</u>	0:18:12.72	108	0:03:26.97	80	0:03:00.00	0:39:52.69	+0:13:00.45
DNF	107	MADER Cameron	USA.2001.40291	0:03:41.02	73	0:05:31.15	97	0:09:54.80	101					

RESULTS OVERALL

Pos	Plate	Name Team	Nat EWS number	Stage 1PRO Stage 5	Pos Pos	Stage 2 Stage 6	Pos Pos	Stage 3Q	Pos	Stage 4	Pos	Penalties	Time	Gap
MEN														
DNF	59	GALY Theo Sunn French Connexion By Alpe D'Huez	 FRA.1990.21691	0:03:30.15	35	0:05:09.60	56							
DNF	76	FRESQUET Axel Tribe Pyrenees Gravity	 FRA.1998.23081	0:03:32.10	47	0:05:10.72	60							
DNF	25	MENZIES Jack	 CAN.2001.22519	0:03:30.20	36	0:05:11.32	61							
DNF	124	DAYTON Charles	 USA.1995.39585	0:04:02.26	109	0:06:21.52	110							
DNF	75	CARROLL Gavin	 IRL.1993.35848	0:03:38.87	69									
DNS	112	CLAYPOOL Travis	 USA.2000.22940											
DNS	133	BULLEN-ASLIN Benjamin	 AUS.1996.35368											





MEN | Master 35+

1	220	KIRSCHER Franck	 FRA.1984.22930	<u>0:03:41.53</u> <u>0:04:27.12</u>	<u>1</u> <u>1</u>	0:05:01.13 <u>0:03:25.28</u>	2 <u>1</u>	0:08:55.34	2	<u>0:03:19.26</u>	<u>1</u>		0:28:49.66	
2	215	MEMMELAAR Jason	 USA.1983.34424	0:03:44.58 0:04:36.41	2 3	<u>0:05:00.56</u> 0:03:27.03	<u>1</u> 2	<u>0:08:53.77</u>	<u>1</u>	0:03:21.05	2		0:29:03.40	+0:00:13.74
3	218	WEIDEMANN Mads	 DEN.1982.33629	0:04:05.72 0:04:36.72	14 4	0:05:02.68 0:03:29.60	3 3	0:09:05.88	3	0:03:29.15	5		0:29:49.75	+0:01:00.09
4	222	AMOUR Karim BH Enduro Racing Team	 FRA.1975.21696	0:03:50.75 0:04:36.40	5 2	0:05:05.73 0:03:30.24	4 4	0:09:33.50	9	0:03:24.28	3		0:30:00.90	+0:01:11.24












EWS Sugarloaf

Maine, USA
20 & 21 August 2022

RESULTS OVERALL

Pos	Plate	Name Team	Nat EWS number	Stage 1PRO Stage 5	Pos Pos	Stage 2 Stage 6	Pos Pos	Stage 3Q	Pos	Stage 4	Pos	Penalties	Time	Gap
MEN Master 35+														
5	219	BRODERICK Michael	 USA.1973.22376	0:03:46.70 0:04:47.25	3 6	0:05:29.90 0:03:37.82	8 5	0:09:15.09	4	0:03:34.79	8		0:30:31.55	+0:01:41.89
6	213	COOPER William	 USA.1987.23457	0:03:48.84 0:04:47.15	4 5	0:05:26.37 0:03:39.25	6 6	0:09:28.60	6	0:03:33.42	7		0:30:43.63	+0:01:53.97
7	212	SCHEIDING Jason	 USA.1977.22966	0:03:59.94 0:04:47.73	11 7	0:05:26.60 0:03:40.81	7 7	0:09:22.33	5	0:03:27.30	4		0:30:44.71	+0:01:55.05
8	208	OSHURA John Shane	 USA.1979.22013	0:03:50.81 0:04:49.33	6 9	0:05:43.83 0:03:47.04	16 11	0:09:29.92	7	0:03:34.93	9		0:31:15.86	+0:02:26.20
9	217	CANFIELD Christopher	 USA.1977.35613	0:03:50.86 0:04:48.90	7 8	0:05:39.94 0:03:44.04	12 9	0:09:41.12	11	0:03:32.48	6		0:31:17.34	+0:02:27.68
10	221	CARREZ Cedric Lapierre Zipp Collective	 FRA.1978.23588	0:03:54.22 0:04:55.83	8 12	0:05:31.71 0:03:41.36	10 8	0:09:41.73	12	0:03:40.00	15		0:31:24.85	+0:02:35.19
11	207	NABLO Brooks	 USA.1983.40195	0:04:05.60 0:04:54.95	13 10	0:05:25.90 0:03:44.75	5 10	0:09:37.95	10	0:03:36.08	11		0:31:25.23	+0:02:35.57
12	209	LEECH Ryan	 USA.1977.24433	0:04:07.80 0:04:59.98	15 14	0:05:31.47 0:03:49.79	9 16	0:09:31.88	8	0:03:38.55	13		0:31:39.47	+0:02:49.81
13	206	BIGHAM Ryan	 USA.1986.34266	0:04:08.00 0:04:55.50	16 11	0:05:41.90 0:03:49.28	15 14	0:09:47.92	13	0:03:35.80	10		0:31:58.40	+0:03:08.74
14	205	WILLIAMS Adam	 USA.1983.38122	0:04:01.50 0:05:00.79	12 15	0:05:38.72 0:03:47.08	11 12	0:10:12.13	16	0:03:46.19	17		0:32:26.41	+0:03:36.75
15	204	BISHOP Allan	 USA.1981.33429	0:04:15.48 0:04:57.19	18 13	0:05:41.10 0:03:48.11	14 13	0:10:07.42	15	0:03:37.77	12		0:32:27.07	+0:03:37.41
16	216	EVENS Tim	 USA.1979.51473	0:03:55.20 0:05:04.48	9 17	0:05:47.75 0:04:18.89	17 19	0:10:02.03	14	0:03:38.90	14		0:32:47.25	+0:03:57.59

RESULTS OVERALL

Pos	Plate	Name Team	Nat EWS number	Stage 1PRO Stage 5	Pos Pos	Stage 2 Stage 6	Pos Pos	Stage 3Q	Pos	Stage 4	Pos	Penalties	Time	Gap
MEN Master 35+														
17	211	LAWWILL Joe	 USA.1970.24749	0:03:56.47 0:05:01.13	10 16	0:05:40.17 0:03:49.53	13 15	0:10:56.16	19	0:03:48.08	19		0:33:11.54	+0:04:21.88
18	200	GIARDINA Matthew	 USA.1987.39367	0:04:12.28 0:05:19.04	17 19	0:06:19.05 0:04:06.72	20 17	0:10:39.87	18	0:03:47.58	18		0:34:24.54	+0:05:34.88
19	202	ALCISTO Patrick	 USA.1981.38277	0:04:55.28 0:05:10.15	21 18	0:06:02.78 0:04:06.77	18 18	0:10:31.20	17	0:03:44.25	16		0:34:30.43	+0:05:40.77
20	199	ADOLPHSON Odin	 USA.1975.22332	0:04:31.86 0:05:50.75	20 20	0:06:13.68 0:04:40.61	19 20	0:11:00.61	20	0:04:10.55	20		0:36:28.06	+0:07:38.40
DNF	203	TREGLIA Benedict	 USA.1970.22762	0:04:21.02	19									
DNS	210	TREMBLAY Simon Olivier	 CAN.1984.34575											
DNS	201	STERCKX Ronny RST Enduro Team	 CAN.1979.22632											
MEN Under 21														
1	198	SHERLOCK Seth	 CAN.2002.40432	0:03:20.59 0:04:20.78	1 2	0:04:45.03 0:03:21.36	2 5	0:08:28.10	1	0:03:13.02	1		0:27:28.88	
2	197	HANCOCK Emmett	 CAN.2002.37051	0:03:27.07 0:04:22.58	3 3	0:04:56.62 0:03:17.06	6 2	0:08:38.71	4	0:03:15.08	4		0:27:57.12	+0:00:28.24
3	190	KELLER Jake	 USA.2002.31400	0:03:29.78 0:04:25.63	6 4	0:04:59.12 0:03:25.60	8 11	0:08:29.02	3	0:03:14.57	3		0:28:03.72	+0:00:34.84
4	195	JOHNSTON Guy	 NZL.2003.50550	0:03:29.66 0:04:20.22	5 1	0:04:50.85 0:03:15.73	4 1	0:08:54.77	10	0:03:13.13	2		0:28:04.36	+0:00:35.48
5	186	HELLY Johnathan	 CAN.2003.27147	0:03:25.39 0:04:33.90	2 17	0:05:02.34 0:03:19.72	13 3	0:08:28.33	2	0:03:18.12	8		0:28:07.80	+0:00:38.92













EWS Sugarloaf

Maine, USA
20 & 21 August 2022

RESULTS OVERALL

Pos	Plate	Name Team	Nat EWS number	Stage 1PRO Stage 5	Pos Pos	Stage 2 Stage 6	Pos Pos	Stage 3Q	Pos	Stage 4	Pos	Penalties	Time	Gap
MEN Under 21														
6	180	CHAPIN Aiden	 USA.2002.25700	0:03:28.19 0:04:25.70	4 5	0:04:54.20 0:03:19.84	5 4	0:08:53.08	9	0:03:16.82	7		0:28:17.83	+0:00:48.95
7	182	SNOW Jakob	 USA.2003.24674	0:03:37.30 0:04:27.57	11 8	0:05:01.71 0:03:27.97	11 13	0:08:44.92	5	0:03:16.65	6		0:28:36.12	+0:01:07.24
8	194	SCHEELE William	 NOR.2003.33415	0:03:44.29 0:04:26.92	21 7	0:04:48.73 0:03:22.59	3 6	0:09:07.42	16	0:03:18.53	9		0:28:48.48	+0:01:19.60
9	183	FISHER JT	 USA.2004.38262	0:03:36.78 0:04:32.10	9 12	0:05:01.13 0:03:28.48	10 16	0:08:51.69	8	0:03:19.94	11		0:28:50.12	+0:01:21.24
10	196	GILCHRIST Ryan	 AUS.2002.36859	0:03:39.24 0:04:26.39	14 6	0:04:58.10 0:03:22.72	7 8	0:08:57.55	13	0:03:27.42	21		0:28:51.42	+0:01:22.54
11	187	BROWN John Yeti / Fox Factory Team	 USA.2002.27555	0:03:54.49 0:04:32.85	30 13	0:05:00.73 0:03:28.81	9 17	0:08:49.60	7	0:03:19.85	10		0:29:06.33	+0:01:37.45
12	193	FAIRBROTHER Matthew	 NZL.2004.35439	0:03:30.21 0:04:39.45	7 23	0:05:23.56 0:03:24.90	23 10	0:08:56.72	11	0:03:15.50	5		0:29:10.34	+0:01:41.46
13	184	KLOKOCKA Vojtech	 CZE.2004.36797	0:03:36.07 0:04:34.15	8 18	0:05:02.00 0:03:24.76	12 9	0:09:09.78	20	0:03:24.95	18		0:29:11.71	+0:01:42.83
14	191	KAUX Marin Tribe Pyrenees Gravity	 FRA.2002.30383	0:03:45.38 0:04:30.15	23 10	0:05:11.33 0:03:31.00	18 20	0:08:57.41	12	0:03:24.55	17		0:29:19.82	+0:01:50.94
15	181	FISHER Brandon	 USA.2004.25638	0:03:45.78 0:04:36.57	24 20	0:05:07.50 0:03:31.57	15 21	0:08:57.57	14	0:03:24.00	15		0:29:22.99	+0:01:54.11
16	192	BERTINI Lisandru Lapierre Zipp Collective	 FRA.2004.36198	0:03:39.40 0:04:33.13	15 15	0:05:11.08 0:03:22.69	17 7	0:09:21.10	22	0:03:25.98	19		0:29:33.38	+0:02:04.50
17	172	BROCHET Nicolas	 CAN.2005.51316	0:04:00.33 0:04:38.40	31 22	0:05:08.93 0:03:28.46	16 15	0:09:02.70	15	0:03:23.35	13		0:29:42.17	+0:02:13.29




RESULTS OVERALL

Pos	Plate	Name Team	Nat EWS number	Stage 1PRO Stage 5	Pos Pos	Stage 2 Stage 6	Pos Pos	Stage 3Q	Pos	Stage 4	Pos	Penalties	Time	Gap
MEN Under 21														
18	174	HAYDEN Adrian	 USA.2003.31647	0:03:36.87 0:04:28.40	10 9	0:05:28.54 0:03:28.23	25 14	0:09:22.18	23	0:03:20.60	12		0:29:44.82	+0:02:15.94
19	178	HUTMAN Omer	 ISR.2004.40015	0:03:42.56 0:04:32.94	18 14	0:05:13.28 0:03:30.77	20 19	0:09:27.05	25	0:03:24.43	16		0:29:51.03	+0:02:22.15
20	173	BEARD Carson	 USA.2003.34254	0:03:42.21 0:04:45.00	17 25	0:05:20.90 0:03:35.40	22 23	0:09:07.97	18	0:03:27.69	23		0:29:59.17	+0:02:30.29
21	176	PEREZ VASQUE Clemente	 CHI.2002.52269	0:03:42.75 0:04:38.25	19 21	0:05:25.75 0:03:35.55	24 24	0:09:16.38	21	0:03:30.63	24		0:30:09.31	+0:02:40.43
22	185	FOURCADE Luca Tribe Pyrenees Gravity	 FRA.2003.35944	0:03:38.59 0:04:34.72	13 19	0:05:56.90 0:03:29.14	32 18	0:09:07.72	17	0:03:27.48	22		0:30:14.55	+0:02:45.67
23	171	ZOTOS Sokratis Aris Propain Factory Enduro	 GRE.2004.40305	0:03:42.18 0:04:33.13	16 15	0:05:37.95 0:03:36.53	29 25	0:09:28.18	26	0:03:26.72	20		0:30:24.69	+0:02:55.81
24	169	GADBOIS Eli	 USA.2004.39407	0:03:46.47 0:04:56.86	25 29	0:05:18.78 0:03:34.59	21 22	0:09:26.22	24	0:03:39.02	26		0:30:41.94	+0:03:13.06
25	167	DEBRUHL Devin	 USA.2002.36908	0:03:49.51 0:04:41.00	28 24	0:05:45.42 0:03:38.72	30 26	0:09:45.20	30	0:03:34.30	25		0:31:14.15	+0:03:45.27
26	179	WHITE Ronan	 GBR.2002.36972	0:03:49.05 0:04:59.49	27 30	0:05:31.03 0:03:43.51	27 28	0:09:37.68	29	0:03:41.25	27		0:31:22.01	+0:03:53.13
27	170	DAVIS Owen	 USA.2003.26665	0:03:50.33 0:04:50.78	29 28	0:06:06.08 0:03:46.67	33 29	0:09:28.83	27	0:03:43.44	29		0:31:46.13	+0:04:17.25
28	189	RODGERS Lief	 CAN.2003.26651	0:03:37.42 0:04:31.34	12 11	0:05:04.44 0:03:27.48	14 12	0:09:37.02	28	0:03:23.41	14	0:03:00.00	0:32:41.11	+0:05:12.23
29	168	WICKLUND Jackson	 USA.2005.39414	0:04:20.41 0:04:50.18	34 27	0:05:33.68 0:03:43.48	28 27	0:12:24.38	33	0:03:41.94	28		0:34:34.07	+0:07:05.19

RESULTS OVERALL

Pos	Plate	Name Team	Nat EWS number	Stage 1PRO Stage 5	Pos Pos	Stage 2 Stage 6	Pos Pos	Stage 3Q	Pos	Stage 4	Pos	Penalties	Time	Gap
MEN Under 21														
DNF	165	BUMSTEAD Devon	 USA.2002.34401	0:03:44.49 0:04:47.65	22 26	0:05:30.75	26	0:09:56.42	31					
DNF	175	CHRISTIE Bailey	 AUS.2004.38376	0:04:10.61	32	0:05:12.17	19	0:08:49.07	6	0:03:50.68	30			
DNF	188	PRINGLE Colby	 CAN.2002.35143	0:03:44.00	20	<u>0:04:44.17</u>	1	0:09:09.58	19					
DNF	162	BUENGEN Lars Henrik Swiss Enduro Team by Giant	 SUI.2005.27225	0:04:18.85	33	0:05:46.12	31	0:10:04.67	32					
DNF	164	BOULIANNE Victor	 CAN.2002.39117	0:03:46.93	26	0:07:00.48	34							
WOMEN														
1	3	COURDURIER Isabeau Lapierre Zipp Collective	 FRA.1994.21731	0:03:51.47 0:04:53.65	1 2	0:05:44.60 0:03:46.22	1 2	0:09:50.75	4	0:03:38.18	2		0:31:44.87	
2	7	BARAONA Rebecca Yeti / Fox Factory Team	 GBR.1993.21715	0:03:57.83 0:05:01.23	5 6	0:05:44.77 0:03:49.56	2 7	<u>0:09:45.57</u>	1	0:03:39.98	3		0:31:58.94	+0:00:14.07
3	8	CONOLLY Ella Cannondale Enduro	 GBR.1998.21859	0:04:01.63 <u>0:04:51.88</u>	8 1	0:06:00.07 <u>0:03:44.45</u>	10 1	0:09:45.76	2	0:03:42.63	6		0:32:06.42	+0:00:21.55
4	40	SCARSI Gloria Canyon CLLTV Dainese	 ITA.2000.36425	0:03:55.32 0:04:58.05	3 4	0:05:49.19 0:03:49.21	6 5	0:09:55.73	6	0:03:43.70	7		0:32:11.20	+0:00:26.33
5	42	COOK Becky	 GBR.1986.21664	0:04:05.30 0:05:01.90	10 7	0:05:48.56 0:03:51.36	4 8	0:09:48.44	3	0:03:41.08	4		0:32:16.64	+0:00:31.77
6	39	MORRISON Rae Liv Racing	 NZL.1989.21630	0:03:59.79 0:05:00.92	6 5	0:05:51.72 0:03:49.24	8 6	0:09:56.76	7	0:03:47.63	14		0:32:26.06	+0:00:41.19
7	10	RICHTER Raphaela Ibis Enduro Team	 GER.1997.25746	0:04:11.76 0:05:04.33	14 10	0:05:46.38 0:03:51.72	3 9	0:09:51.15	5	0:03:46.01	11		0:32:31.35	+0:00:46.48











RESULTS OVERALL

Pos	Plate	Name Team	Nat EWS number	Stage 1PRO Stage 5	Pos Pos	Stage 2 Stage 6	Pos Pos	Stage 3Q	Pos	Stage 4	Pos	Penalties	Time	Gap
WOMEN														
8	2	CHARRE Morgane Pivot Factory Racing	 FRA.1990.21958	0:03:56.33 0:04:56.25	4 3	0:06:21.48 0:03:47.61	17 3	0:09:57.62	8	<u>0:03:34.65</u>	<u>1</u>		0:32:33.94	+0:00:49.07
9	38	LANTHIER NADEAU Andreane Rocky Mountain Race Face	 CAN.1993.21609	0:04:01.70 0:05:09.20	9 14	0:06:00.38 0:03:54.84	11 11	0:10:00.84	9	0:03:47.05	13		0:32:54.01	+0:01:09.14
10	41	ESPINEIRA HERREROS Floencia Orbea FOX Enduro Team	 CHI.1992.22941	0:04:10.57 0:05:05.42	13 12	0:05:58.22 0:03:56.08	9 12	0:10:05.42	10	0:03:47.96	15		0:33:03.67	+0:01:18.80
11	1	PUGIN Melanie BH Enduro Racing Team	 FRA.1990.21693	0:03:53.44 0:05:04.94	2 11	0:06:25.24 0:03:48.64	18 4	0:10:12.67	11	0:03:41.11	5		0:33:06.04	+0:01:21.17
12	48	MILLER Miranda	 CAN.1990.21687	0:04:00.60 0:05:03.05	7 8	0:05:50.80 0:03:53.33	7 10	0:10:33.50	15	0:03:46.50	12		0:33:07.78	+0:01:22.91
13	47	KINTNER Jill	 USA.1981.22648	0:04:12.10 0:05:06.60	16 13	0:05:49.18 0:04:02.47	5 15	0:10:35.31	16	0:03:43.87	8		0:33:29.53	+0:01:44.66
14	43	DUVERT Julie Theory Racing p/b ProBikeKit	 FRA.1996.21719	0:04:12.63 0:05:03.17	17 9	0:06:08.27 0:04:00.58	14 13	0:10:30.85	14	0:03:44.92	9		0:33:40.42	+0:01:55.55
15	45	LAWRENCE Kate Yeti / Fox Factory Team	 USA.1998.27745	0:04:09.57 0:05:10.14	12 15	0:06:13.23 0:04:01.14	15 14	0:10:30.50	13	0:03:45.12	10		0:33:49.70	+0:02:04.83
16	144	REY Charlotte Tribe Pyrenees Gravity	 FRA.2000.31025	0:04:08.32 0:05:18.54	11 17	0:06:07.83 0:04:05.75	13 17	0:10:28.47	12	0:03:53.57	17		0:34:02.48	+0:02:17.61
17	44	JONNIER Morgane Rossignol Factory Team	 FRA.1990.22559	0:04:12.08 0:05:22.32	15 18	0:06:19.19 0:04:03.84	16 16	0:10:46.05	18	0:03:52.50	16		0:34:35.98	+0:02:51.11
18	136	TAYLOR Chloe	 GBR.1998.23462	0:04:14.46 0:05:17.61	18 16	0:06:07.55 0:04:25.75	12 19	0:10:51.60	19	0:03:57.63	18		0:34:54.60	+0:03:09.73
19	140	LONG Julia	 CAN.1999.22029	0:04:24.31 0:05:28.90	19 19	0:06:30.17 0:04:15.33	19 18	0:10:40.03	17	0:04:08.43	19		0:35:27.17	+0:03:42.30

RESULTS OVERALL

Pos	Plate	Name Team	Nat EWS number	Stage 1PRO Stage 5	Pos Pos	Stage 2 Stage 6	Pos Pos	Stage 3Q	Pos	Stage 4	Pos	Penalties	Time	Gap
WOMEN														
20	138	KELLY Louise	 NZL.1997.27801	0:04:43.70 0:05:42.94	21 20	0:06:50.07 0:04:25.88	20 20	0:11:12.25	20	0:04:17.50	21		0:37:12.34	+0:05:27.47
21	145	HOWERTER Sarah	 USA.1990.33099	0:05:10.06 0:05:52.75	25 21	0:07:14.61 0:04:27.69	21 21	0:12:00.85	21	0:04:10.53	20		0:38:56.49	+0:07:11.62
22	148	ALLEN Sophie	 USA.2001.35477	0:04:49.87 0:05:59.58	24 22	0:07:16.97 0:04:30.91	22 22	0:12:05.17	22	0:04:27.93	22		0:39:10.43	+0:07:25.56
23	143	HARRINGTON Hannah	 USA.1993.39351	0:04:47.21 0:06:18.52	23 24	0:07:27.98 0:04:50.09	23 24	0:12:22.60	23	0:04:32.01	23		0:40:18.41	+0:08:33.54
24	141	GRIFFIN Kalen	 USA.1993.39607	0:04:45.43 0:06:04.45	22 23	0:07:39.05 0:04:43.48	24 23	0:12:38.28	24	0:05:02.33	24		0:40:53.02	+0:09:08.15
DNF	46	ASTLE Georgia Devinci Global Racing	 CAN.1997.27095	0:04:24.92	20									
DNS	147	CAPUANO Amelia	 USA.1993.38187											
DNS	5	KOREM Noga GT Factory Racing	 ISR.1991.21660											
DNS	4	HARDEN Harriet Trek Factory Racing	 GBR.2001.22819											
DNS	137	MURDOCK Porsha	 USA.1991.22373											
WOMEN Master 35+														
1	152	LAROCHE Ingrid	 CAN.1976.24583	0:04:34.22 0:05:57.53	1 2	0:07:11.00 0:04:33.84	1 1	0:11:32.15	1	0:04:22.03	2		0:38:10.77	
2	153	NEWELL Melissa	 NZL.1979.21458	0:04:50.06 0:05:47.88	3 1	0:07:16.52 0:04:38.32	2 2	0:11:43.44	2	0:04:19.08	1		0:38:35.30	+0:00:24.53

RESULTS OVERALL

Pos	Plate	Name Team	Nat EWS number	Stage 1PRO Stage 5	Pos Pos	Stage 2 Stage 6	Pos Pos	Stage 3Q	Pos	Stage 4	Pos	Penalties	Time	Gap
WOMEN Master 35+														
3	151	MCCONNELOUG Mary	 USA.1971.22390	0:05:02.57 0:06:18.09	4 4	0:07:42.25 0:04:58.25	3 5	0:12:30.18	3	0:04:33.02	4		0:41:04.36	+0:02:53.59
4	149	KANAYAN Heidi	 USA.1982.24737	0:05:37.15 0:06:06.81	6 3	0:08:03.97 0:04:47.68	4 3	0:12:39.20	4	0:04:31.72	3		0:41:46.53	+0:03:35.76
5	150	CONTENTOANGELL Kristine	 USA.1979.33608	0:05:14.61 0:06:21.38	5 5	0:08:08.35 0:04:54.29	5 4	0:13:08.78	5	0:04:33.23	5		0:42:20.64	+0:04:09.87
DNF	154	THOMSEN Sandra Bohn	 DEN.1983.33584	0:04:46.13	2									
WOMEN Under 21														
1	161	RIVA Sophie	 ITA.2003.33949	<u>0:04:09.04</u> <u>0:05:16.54</u>	<u>1</u> <u>1</u>	<u>0:06:00.50</u> <u>0:04:06.07</u>	<u>1</u> <u>1</u>	<u>0:10:15.20</u>	<u>1</u>	<u>0:03:58.08</u>	<u>1</u>		0:33:45.43	
2	160	GALLO FUENTES Paz	 CHI.2002.52289	0:04:11.97 0:05:21.04	2 2	0:06:07.67 0:04:08.17	2 2	0:10:35.47	2	0:03:59.96	3		0:34:24.28	+0:00:38.85
3	158	BINGHAM Lauren	 USA.2002.25005	0:04:21.14 0:05:31.67	3 4	0:06:25.20 0:04:19.06	4 5	0:10:53.87	3	0:03:58.35	2		0:35:29.29	+0:01:43.86
4	159	BOUCHER Lily	 CAN.2004.40222	0:04:26.55 0:05:30.44	4 3	0:06:20.35 0:04:15.16	3 3	0:10:57.27	4	0:04:09.90	5		0:35:39.67	+0:01:54.24
5	157	HENRY Justine Tribe Pyrenees Gravity	 FRA.2003.32717	0:04:26.58 0:05:31.97	5 5	0:06:45.27 0:04:15.44	5 4	0:11:25.90	5	0:04:05.55	4		0:36:30.71	+0:02:45.28
DNF	155	HOLM Hanna	 USA.2003.39590	0:05:38.80	6	0:08:52.72	6							
DNS	156	BIXLER Erin	 USA.2005.26673											

RESULTS OVERALL

Penalties details

Plate	Name	Penalty	Description	Location
1	MOIR Jack	00:03:00	Wheel Change	
55	CONNELL Joseph	00:05:00	Late at check point	S5 Start
130	LAGASSEY Justin	00:01:00	Late at check point	S5 Start
189	RODGERS Lief	00:03:00	Wheel Change	

Statistics

Entries / Nations	Finished	DNF	DSQ	DNS	Weather	Temperature	Distance	Elevation
214 / 23	190	15	0	9	Sunny	23 °C / 73 °F	22.6 km	-2,610 m / +1,040 m

DNF: did not finish · DNS: did not start · DSQ: disqualified